

(12) INTERNATIONAL APPLICATION PUBLISHED UNDER THE PATENT COOPERATION TREATY (PCT)

(19) World Intellectual Property
Organization
International Bureau



(43) International Publication Date
13 January 2005 (13.01.2005)

PCT

(10) International Publication Number
WO 2005/003064 A2

(51) International Patent Classification⁷: C07C

(21) International Application Number:
PCT/US2004/020606

(22) International Filing Date: 25 June 2004 (25.06.2004)

(25) Filing Language: English

(26) Publication Language: English

(30) Priority Data:
60/483,200 27 June 2003 (27.06.2003) US

(71) Applicant: 3M INNOVATIVE PROPERTIES COMPANY [US/US]; 3M Center, Post Office Box 33427, Saint Paul, MN 55133-3427 (US).

(72) Inventor: LINDSTROM, Kyle, J.; 3M Center, Post Office Box 33427, Saint Paul, MN 55133-3427 (US).

(74) Agents: ERSFELD, Dean, M. et al.; Office of Intellectual Property Counsel, Post Office Box 33427, Saint Paul, MN 55133-3427 (US).

(81) Designated States (unless otherwise indicated, for every kind of national protection available): AE, AG, AL, AM, AT, AU, AZ, BA, BB, BG, BR, BW, BY, BZ, CA, CH, CN, CO, CR, CU, CZ, DE, DK, DM, DZ, EC, EE, EG, ES, FI, GB, GD, GE, GH, GM, HR, HU, ID, IL, IN, IS, JP, KE, KG, KP, KR, KZ, LC, LK, LR, LS, LT, LU, LV, MA, MD, MG, MK, MN, MW, MX, MZ, NA, NI, NO, NZ, OM, PG, PH, PL, PT, RO, RU, SC, SD, SE, SG, SK, SL, SY, TJ, TM, TN, TR, TT, TZ, UA, UG, US, UZ, VC, VN, YU, ZA, ZM, ZW.

(84) Designated States (unless otherwise indicated, for every kind of regional protection available): ARIPO (BW, GH, GM, KE, LS, MW, MZ, NA, SD, SL, SZ, TZ, UG, ZM, ZW), Eurasian (AM, AZ, BY, KG, KZ, MD, RU, TJ, TM), European (AT, BE, BG, CH, CY, CZ, DE, DK, EE, ES, FI, FR, GB, GR, HU, IE, IT, LU, MC, NL, PL, PT, RO, SE, SI, SK, TR), OAPI (BF, BJ, CF, CG, CI, CM, GA, GN, GQ, GW, ML, MR, NE, SN, TD, TG).

Declarations under Rule 4.17:

- as to applicant's entitlement to apply for and be granted a patent (Rule 4.17(ii)) for the following designations AE, AG, AL, AM, AT, AU, AZ, BA, BB, BG, BR, BW, BY, BZ, CA, CH, CN, CO, CR, CU, CZ, DE, DK, DM, DZ, EC, EE, EG, ES, FI, GB, GD, GE, GH, GM, HR, HU, ID, IL, IN, IS, JP, KE, KG, KP, KR, KZ, LC, LK, LR, LS, LT, LU, LV, MA, MD, MG, MK, MN, MW, MX, MZ, NA, NI, NO, NZ, OM, PG, PH, PL, PT, RO, RU, SC, SD, SE, SG, SK, SL, SY, TJ, TM, TN, TR, TT, TZ, UA, UG, UZ, VC, VN, YU, ZA, ZM, ZW, ARIPO patent (BW, GH, GM, KE, LS, MW, MZ, NA, SD, SL, SZ, TZ, UG, ZM, ZW), Eurasian patent (AM, AZ, BY, KG, KZ, MD, RU, TJ, TM), European patent (AT, BE, BG, CH, CY, CZ, DE, DK, EE, ES, FI, FR, GB, GR, HU, IE, IT, LU, MC, NL, PL, PT, RO, SE, SI, SK, TR), OAPI patent (BF, BJ, CF, CG, CI, CM, GA, GN, GQ, GW, ML, MR, NE, SN, TD, TG)
- as to the applicant's entitlement to claim the priority of the earlier application (Rule 4.17(iii)) for all designations

Published:

- without international search report and to be republished upon receipt of that report

For two-letter codes and other abbreviations, refer to the "Guidance Notes on Codes and Abbreviations" appearing at the beginning of each regular issue of the PCT Gazette.



WO 2005/003064 A2

(54) Title: SULFONAMIDE SUBSTITUTED IMIDAZOQUINOLINES

(57) Abstract: Imidazoquinoline and tetrahydroimidazoquinoline compounds that contain sulfonamide functionality at the 1-position are useful as immune response modifiers. The compounds and compositions of the invention can induce the biosynthesis of various cytokines and are useful in the treatment of a variety of conditions including viral diseases and neoplastic diseases.

Sulfonamide Substituted Imidazoquinolines

Field of the Invention

5 This invention relates to imidazoquinoline compounds that have sulfonamide substitution at the 1-position and to pharmaceutical compositions containing the compounds. A further aspect of this invention relates to the use of these compounds as immunomodulators, for inducing cytokine biosynthesis in animals and in the treatment of diseases including viral and neoplastic diseases.

10

Background of the Invention

 The first reliable report on the 1*H*-imidazo[4,5-*c*]quinoline ring system, Backman et al., J. Org. Chem. 15, 1278-1284 (1950) describes the synthesis of 1-(6-methoxy-8-quinolinyl)-2-methyl-1*H*-imidazo[4,5-*c*]quinoline for possible use as an antimalarial agent. Subsequently, syntheses of various substituted 1*H*-imidazo[4,5-*c*]quinolines were reported. For example, Jain et al., J. Med. Chem. 11, pp. 87-92 (1968), synthesized the compound 1-[2-(4-piperidyl)ethyl]-1*H*-imidazo[4,5-*c*]quinoline as a possible anticonvulsant and cardiovascular agent. Also, Baranov et al., Chem. Abs. 85, 94362 (1976), have reported several 2-oxoimidazo[4,5-*c*]quinolines, and Berenyi et al., J. Heterocyclic Chem. 18, 1537-1540 (1981), have reported certain 2-oxoimidazo[4,5-*c*]quinolines.

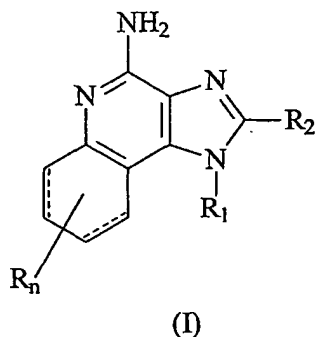
 Certain 1*H*-imidazo[4,5-*c*]quinolin-4-amines and 1- and 2-substituted derivatives thereof were later found to be useful as antiviral agents, bronchodilators and immunomodulators. These are described in, *inter alia*, U.S. Patent Nos. 4,689,338; 25 4,698,348; 4,929,624; 5,037,986; 5,268,376; 5,346,905; and 5,389,640, all of which are incorporated herein by reference.

 There continues to be interest in the imidazoquinoline ring system, as seen for example in WO 98/30562, EP 894 797 and WO 00/09506. EP 894 797 discloses amide substituted imidazoquinoline compounds that are disclosed to be useful as immune response modifying compounds, while WO 00/09506 discloses imidazoquinoline 30 compounds that contain a sulfonamide substituent wherein the sulfonamide nitrogen is part of a saturated heterocyclic ring. Despite these efforts, however, there is a continuing

need for compounds that have the ability to modulate the immune response, by induction of cytokine biosynthesis or other mechanisms.

Summary of the Invention

5 We have found a new class of compounds that are useful in inducing cytokine biosynthesis in animals. Accordingly, this invention provides compounds of Formula I:



wherein R, R₁ and R₂ are as defined herein.

10 The compounds of Formula I are useful as immune response modifiers due to their ability to induce cytokine biosynthesis and otherwise modulate the immune response when administered to animals. This makes the compounds useful in the treatment of a variety of conditions such as viral diseases and tumors that are responsive to such changes in the immune response.

15 In one embodiment, compounds of the invention are selected from the group consisting of

N-[4-(4-amino-2-ethyl-1*H*-imidazo[4,5-*c*]quinolin-1-yl)butyl]benzenesulfonamide;
N-[4-(4-amino-2-propyl-1*H*-imidazo[4,5-*c*]quinolin-1-yl)butyl]benzenesulfonamide;
N-[4-(4-amino-2-hexyl-1*H*-imidazo[4,5-*c*]quinolin-1-yl)butyl]benzenesulfonamide;
 20 *N*-[4-(4-amino-2-propyl-1*H*-imidazo[4,5-*c*]quinolin-1-yl)butyl]methanesulfonamide;
N-[4-(4-amino-2-ethyl-1*H*-imidazo[4,5-*c*]quinolin-1-yl)butyl]methanesulfonamide;
N-[4-(4-amino-2-methyl-1*H*-imidazo[4,5-*c*]quinolin-1-yl)butyl]benzenesulfonamide;
N-[4-(4-amino-2-methyl-1*H*-imidazo[4,5-*c*]quinolin-1-yl)butyl]methanesulfonamide;
N-[3-(4-amino-2-butyl-1*H*-imidazo[4,5-*c*]quinolin-1-yl)propyl]methanesulfonamide;
 25 *N*-[3-(4-amino-2-butyl-1*H*-imidazo[4,5-*c*]quinolin-1-yl)propyl]benzenesulfonamide;
N-[4-(4-amino-2-hexyl-1*H*-imidazo[4,5-*c*]quinolin-1-yl)butyl]methanesulfonamide;

- N*-{8-[4-amino-2-(2-methoxyethyl)-1*H*-imidazo[4,5-*c*]quinolin-1-yl]octyl}benzenesulfonamide;
- N*-{8-[4-amino-2-(2-methoxyethyl)-1*H*-imidazo[4,5-*c*]quinolin-1-yl]octyl}methanesulfonamide;
- 5 *N*-[8-(4-amino-2-butyl-1*H*-imidazo[4,5-*c*]quinolin-1-yl)octyl]methanesulfonamide;
- N*-[3-(4-amino-2-butyl-1*H*-imidazo[4,5-*c*]quinolin-1-yl)propyl]-5-(dimethylamino)naphthalene-1-sulfonamide;
- N*-[3-(4-amino-2-butyl-1*H*-imidazo[4,5-*c*]quinolin-1-yl)propyl]-4-methylbenzenesulfonamide;
- 10 *N*-{3-[4-amino-2-(2-methoxyethyl)-1*H*-imidazo[4,5-*c*]quinolin-1-yl]propyl}methanesulfonamide;
- N*-[8-(4-amino-2-butyl-1*H*-imidazo[4,5-*c*]quinolin-1-yl)octyl]benzenesulfonamide;
- N*-{3-[4-amino-2-(2-methoxyethyl)-1*H*-imidazo[4,5-*c*]quinolin-1-yl]propyl}benzenesulfonamide;
- 15 *N*-[4-(4-amino-2-pentyl-1*H*-imidazo[4,5-*c*]quinolin-1-yl)butyl]methanesulfonamide;
- N*-[4-(4-amino-2-pentyl-1*H*-imidazo[4,5-*c*]quinolin-1-yl)butyl]benzenesulfonamide;
- N*-[8-(4-amino-1*H*-imidazo[4,5-*c*]quinolin-1-yl)octyl]methanesulfonamide;
- N*-{3-[4-amino-2-(2-methoxyethyl)-1*H*-imidazo[4,5-*c*]quinolin-1-yl]propyl}-4-methylbenzenesulfonamide;
- 20 *N*-[4-(4-amino-2-pentyl-6,7,8,9-tetrahydro-1*H*-imidazo[4,5-*c*]quinolin-1-yl)butyl]methanesulfonamide;
- N*-{3-[4-amino-2-(ethoxymethyl)-1*H*-imidazo[4,5-*c*]quinolin-1-yl]propyl}methanesulfonamide;
- N*-{3-[4-amino-2-(2-methoxyethyl)-1*H*-imidazo[4,5-*c*]quinolin-1-yl]-2,2-dimethylpropyl}methanesulfonamide;
- 25 *N*-{3-[4-amino-2-(2-methoxyethyl)-1*H*-imidazo[4,5-*c*]quinolin-1-yl]propyl}-5-(dimethylamino)naphthalene-1-sulfonamide;
- N*-[3-(4-amino-2-methyl-1*H*-imidazo[4,5-*c*]quinolin-1-yl)propyl]methanesulfonamide;
- N*-{3-[4-amino-2-(2-methoxyethyl)-6,7,8,9-tetrahydro-1*H*-imidazo[4,5-*c*]quinolin-1-yl]propyl}methanesulfonamide;
- 30 *N*-{3-[4-amino-2-(ethoxymethyl)-6,7,8,9-tetrahydro-1*H*-imidazo[4,5-*c*]quinolin-1-yl]propyl}methanesulfonamide;

N-{3-[4-amino-2-(3-phenoxypropyl)-1*H*-imidazo[4,5-*c*]quinolin-1-yl]propyl}methanesulfonamide;

N-{4-[4-amino-2-(3-phenoxypropyl)-1*H*-imidazo[4,5-*c*]quinolin-1-yl]butyl}methanesulfonamide;

5 *N*-[4-(4-amino-2-methyl-6,7,8,9-tetrahydro-1*H*-imidazo[4,5-*c*]quinolin-1-yl)butyl]methanesulfonamide hydrochloride;

N-[2-(4-amino-2-butyl-1*H*-imidazo[4,5-*c*]quinolin-1-yl)ethyl]-4-methylbenzenesulfonamide;

N-[2-(4-amino-2-butyl-1*H*-imidazo[4,5-*c*]quinolin-1-yl)ethyl]methanesulfonamide;

10 1-[4-(1,1-dioxidoisothiazolidin-2-yl)butyl]-2-(2-methoxyethyl)-1*H*-imidazo[4,5-*c*]quinolin-4-amine;

2-butyl-1-[4-(1,1-dioxidoisothiazolidin-2-yl)butyl]-1*H*-imidazo[4,5-*c*]quinolin-4-amine;

N-{2-[4-amino-2-(ethoxymethyl)-1*H*-imidazo[4,5-*c*]quinolin-1-yl]-1,1-dimethylethyl}methanesulfonamide;

15 *N*-[4-(4-amino-2-methyl-1*H*-imidazo[4,5-*c*]quinolin-1-yl)butyl]ethanesulfonamide;

1-(2-amino-2-methylpropyl)-2-(ethoxymethyl)-1*H*-imidazo[4,5-*c*]quinoline-4-amine; and

N-{4-[4-amino-2-(cyclopropylmethyl)-1*H*-imidazo[4,5-*c*]quinolin-1-yl]butyl}methanesulfonamide;

or a pharmaceutically acceptable salt thereof.

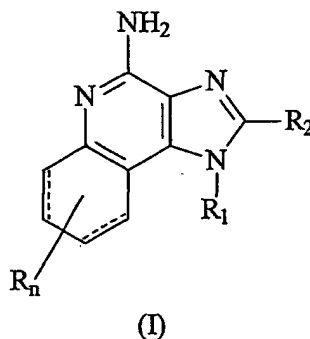
20 In a particularly preferred embodiment, a compound or salt of the invention is *N*-[4-(4-amino-2-ethyl-1*H*-imidazo[4,5-*c*]quinolin-1-yl)butyl]methanesulfonamide or a pharmaceutically acceptable salt thereof. In addition to desirable formulation and toxicity properties, this compound has unexpectedly low IL-12 inducing activity relative to interferon (α) inducing activity.

25 The invention further provides pharmaceutical compositions containing a therapeutically effective amount of a compound or salt of Formula I or of the above embodiments and methods of inducing cytokine biosynthesis in an animal, treating a viral infection and/or treating a neoplastic disease in an animal by administering an effective amount of a compound or salt of Formula I or of the above embodiments to the animal.

30 In addition, methods of synthesizing compounds of Formula I and intermediates useful in the synthesis of these compounds are provided.

Detailed Description of the Invention

As mentioned earlier, the invention provides compounds of Formula I:



5 wherein

R_1 is -alkyl-NR₃-SO₂-X-R₄, -alkenyl-NR₃-SO₂-X-R₄, or alkyl-NR₆-SO₂-R₇;

X is a bond or -NR₅-;

R_4 is aryl, heteroaryl, heterocyclyl, alkyl or alkenyl, each of which may be
 10 unsubstituted or substituted by one or more substituents selected from the group consisting
 of:

- alkyl;
- alkenyl;
- aryl;
- 15 -heteroaryl;
- heterocyclyl;
- substituted aryl;
- substituted heteroaryl;
- substituted heterocyclyl;
- 20 -O-alkyl;
- O-(alkyl)₀₋₁-aryl;
- O-(alkyl)₀₋₁-substituted aryl;
- O-(alkyl)₀₋₁-heteroaryl;
- O-(alkyl)₀₋₁-substituted heteroaryl;
- 25 -O-(alkyl)₀₋₁-heterocyclyl;
- O-(alkyl)₀₋₁-substituted heterocyclyl;

- COOH;
 -CO-O-alkyl;
 -CO-alkyl;
 -S(O)₀₋₂-alkyl;
 5 -S(O)₀₋₂-(alkyl)₀₋₁-aryl;
 -S(O)₀₋₂-(alkyl)₀₋₁-substituted aryl;
 -S(O)₀₋₂-(alkyl)₀₋₁-heteroaryl;
 -S(O)₀₋₂-(alkyl)₀₋₁-substituted heteroaryl;
 -S(O)₀₋₂-(alkyl)₀₋₁-heterocyclyl;
 10 -S(O)₀₋₂-(alkyl)₀₋₁-substituted heterocyclyl;
 -(alkyl)₀₋₁-NR₃R₃;
 -(alkyl)₀₋₁-NR₃-CO-O-alkyl;
 -(alkyl)₀₋₁-NR₃-CO-alkyl;
 -(alkyl)₀₋₁-NR₃-CO-aryl;
 15 -(alkyl)₀₋₁-NR₃-CO-substituted aryl;
 -(alkyl)₀₋₁-NR₃-CO-heteroaryl;
 -(alkyl)₀₋₁-NR₃-CO-substituted heteroaryl;
 -N₃;
 -halogen;
 20 -haloalkyl;
 -haloalkoxy;
 -CO-haloalkoxy;
 -NO₂;
 -CN;
 25 -OH;
 -SH; and in the case of alkyl, alkenyl, or heterocyclyl, oxo;

R₂ is selected from the group consisting of:

- hydrogen;
 30 -alkyl;
 -alkenyl;
 -aryl;

-substituted aryl;
-heteroaryl;
-substituted heteroaryl;
- alkyl-O-alkyl;
5 - alkyl-O- alkenyl; and
- alkyl or alkenyl substituted by one or more substituents selected from the
group consisting of:

-OH;
-halogen;
10 -N(R₃)₂;
-CO-N(R₃)₂;
-CO-C₁₋₁₀ alkyl;
-CO-O-C₁₋₁₀ alkyl;
-N₃;
15 -aryl;
-substituted aryl;
-heteroaryl;
-substituted heteroaryl;
-heterocyclyl;
20 -substituted heterocyclyl;
-CO-aryl;
-CO-(substituted aryl);
-CO-heteroaryl; and
-CO-(substituted heteroaryl);

25 each R₃ is independently selected from the group consisting of hydrogen and
C₁₋₁₀ alkyl;

R₅ is selected from the group consisting of hydrogen and C₁₋₁₀ alkyl, or R₄ and R₅
can combine to form a 3 to 7 membered heterocyclic or substituted heterocyclic ring;

R₆ is selected from the group consisting of hydrogen and C₁₋₁₀ alkyl;

30 R₇ is selected from the group consisting of hydrogen and C₁₋₁₀ alkyl, wherein R₆
and R₇ combine to form a 3 to 7 membered heterocyclic or substituted heterocyclic ring;

n is 0 to 4 and each R present is independently selected from the group consisting of C_{1-10} alkyl, C_{1-10} alkoxy, halogen and trifluoromethyl, or a pharmaceutically acceptable salt thereof.

5 Preparation of the Compounds

Imidazoquinolines of the invention can be prepared according to Reaction Scheme I where R , R_1 , R_2 and n are as defined above.

In step (1) of Reaction Scheme I a 4-chloro-3-nitroquinoline of Formula II is reacted with an amine of Formula R_1NH_2 where R_1 is as defined above to provide a 3-nitroquinolin-4-amine of Formula III. The reaction can be carried out by adding amine to a solution of a compound of Formula II in a suitable solvent such as chloroform or dichloromethane and optionally heating. Many quinolines of Formula II are known compounds (see for example, U.S. Patent 4,689,338 and references cited therein).

In step (2) of Reaction Scheme I a 3-nitroquinolin-4-amine of Formula III is reduced to provide a quinoline-3,4-diamine of Formula IV. Preferably, the reduction is carried out using a conventional heterogeneous hydrogenation catalyst such as platinum on carbon or palladium on carbon. The reaction can conveniently be carried out on a Parr apparatus in a suitable solvent such as isopropyl alcohol or toluene.

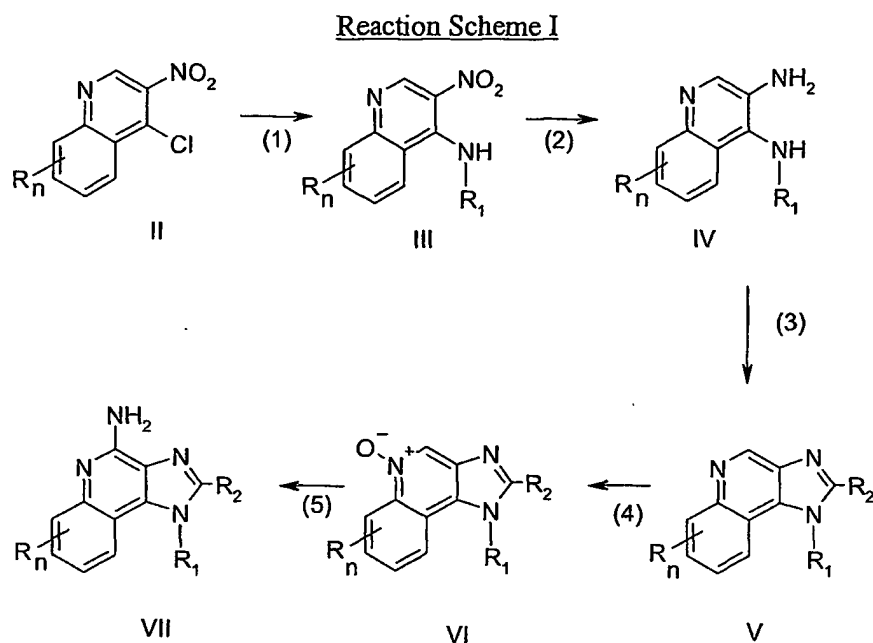
In step (3) of Reaction Scheme I a quinoline-3,4-diamine of Formula IV is reacted with a carboxylic acid or an equivalent thereof to provide a 1*H*-imidazo[4,5-*c*]quinoline of Formula V. Suitable equivalents to carboxylic acid include acid halides, orthoesters, and 1,1-dialkoxyalkyl alkanoates. The carboxylic acid or equivalent is selected such that it will provide the desired R_2 substituent in a compound of Formula V. For example, triethyl orthoformate will provide a compound where R_2 is hydrogen and triethyl orthoacetate will provide a compound where R_2 is methyl. The reaction can be run in the absence of solvent or in an inert solvent such as toluene. The reaction is run with sufficient heating to drive off any alcohol or water formed as a byproduct of the reaction.

In step (4) of Reaction Scheme I a 1*H*-imidazo[4,5-*c*]quinoline of Formula V is oxidized to provide a 1*H*-imidazo[4,5-*c*]quinoline-5*N*-oxide of Formula VI using a conventional oxidizing agent that is capable of forming *N*-oxides. Preferred reaction conditions involve reacting a solution of a compound of Formula V in chloroform with 3-chloroperoxybenzoic acid at ambient conditions.

In step (5) of Reaction Scheme I a 1*H*-imidazo[4,5-*c*]quinoline-5*N*-oxide of Formula VI is aminated to provide a 1*H*-imidazo[4,5-*c*]quinolin-4-amine of Formula VII which is a subgenus of Formula I. Step (5) involves (i) reacting a compound of Formula VI with an acylating agent and then (ii) reacting the product with an aminating agent. Part (i) of step (5) involves reacting an *N*-oxide of Formula VI with an acylating agent. Suitable acylating agents include alkyl- or arylsulfonyl chlorides (e.g., benzenesulfonyl chloride, methanesulfonyl chloride, *p*-toluenesulfonyl chloride). Arylsulfonyl chlorides are preferred. *Para*-toluenesulfonyl chloride is most preferred. Part (ii) of step (5) involves reacting the product of part (i) with an excess of an aminating agent. Suitable aminating agents include ammonia (e.g., in the form of ammonium hydroxide) and ammonium salts (e.g., ammonium carbonate, ammonium bicarbonate, ammonium phosphate). Ammonium hydroxide is preferred. The reaction is preferably carried out by dissolving the *N*-oxide of Formula VI in an inert solvent such as dichloromethane, adding the aminating agent to the solution, and then slowly adding the acylating agent. The product or a pharmaceutically acceptable salt thereof can be isolated using conventional methods.

Alternatively, step (5) may be carried out by (i) reacting an *N*-oxide of Formula VI with an isocyanate and then (ii) hydrolyzing the resulting product. Part (i) involves reacting the *N*-oxide with an isocyanate wherein the isocyanato group is bonded to a carbonyl group. Preferred isocyanates include trichloroacetyl isocyanate and aroyl isocyanates such as benzoyl isocyanate. The reaction of the isocyanate with the *N*-oxide is carried out under substantially anhydrous conditions by adding the isocyanate to a solution of the *N*-oxide in an inert solvent such as chloroform or dichloromethane. Part (ii) involves hydrolysis of the product from part (i). The hydrolysis can be carried out by conventional methods such as heating in the presence of water or a lower alkanol optionally in the presence of a catalyst such as an alkali metal hydroxide or lower alkoxide.

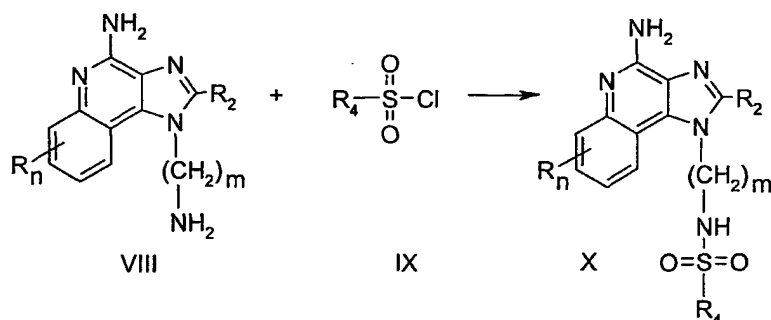
30



Compounds of the invention where the R₁ substituent contains a sulfonamide can also be prepared according to Reaction Scheme II where R, R₂, R₄ and n are as defined above and m is 1-20.

In Reaction Scheme II an aminoalkyl substituted 1*H*-imidazo[4,5-*c*]quinolin-4-amine of Formula VIII is reacted with a sulfonyl chloride of Formula IX to provide a compound of Formula X which is a subgenus of Formula I. The reaction can be run at ambient temperature in an inert solvent such as dichloromethane in the presence of a base such as pyridine or *N,N*-diisopropylethylamine. Many 1*H*-imidazo[4,5-*c*]quinolin-4-amines of Formula VIII are known compounds, see for example US Patent 6,069,149 (Namba); others can be readily prepared using known synthetic methods. Many sulfonyl chlorides of Formula IX are commercially available; others can be readily prepared using known synthetic methods. The product or a pharmaceutically acceptable salt thereof can be isolated using conventional methods.

Reaction Scheme II

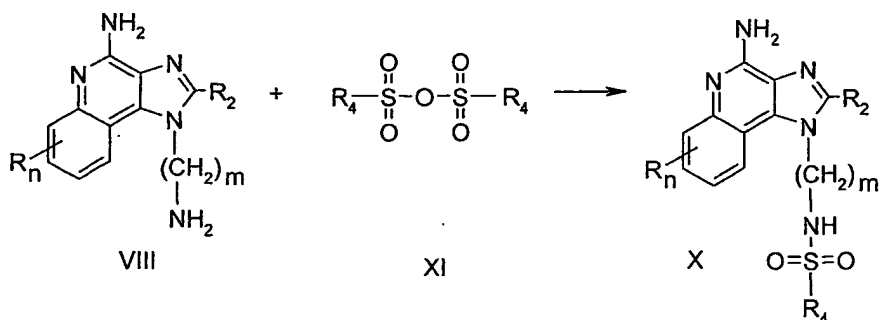


Compounds of the invention where the R_1 substituent contains a sulfonamide can also be prepared according to Reaction Scheme III where R , R_2 , R_4 and n are as defined above and m is 1-20.

In Reaction Scheme III an aminoalkyl substituted 1H-imidazo[4,5-c]quinolin-4-amine of Formula VIII is reacted with a sulfonic anhydride of Formula XI to provide a compound of Formula X which is a subgenus of Formula I. The reaction can be run at ambient temperature in an inert solvent such as dichloromethane in the presence of a base such as pyridine or N,N -diisopropylethylamine. Alternatively, the reaction can be run at ambient temperature in acetonitrile. Many sulfonic anhydrides of Formula XI are commercially available; others can be readily prepared using known synthetic methods. The product or a pharmaceutically acceptable salt thereof can be isolated using conventional methods.

15

Reaction Scheme III

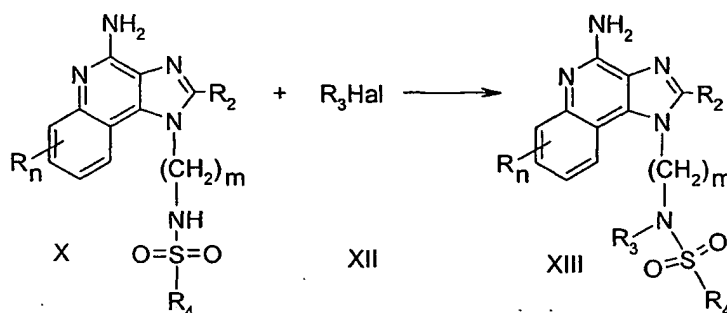


Tertiary sulfonamides of the invention can be prepared according to Reaction Scheme IV where R , R_2 , R_3 , R_4 and n are as defined above and m is 1-20.

In Reaction Scheme IV a 1H-imidazo[4,5-c]quinolinyl sulfonamide of Formula X is reacted with a halide of Formula XII to provide a compound of Formula XIII which is a

subgenus of Formula I. The reaction can be carried out at ambient temperature by adding sodium hydride to a solution of a compound of Formula X in N,N-dimethylformamide and then adding the halide. Many halides of Formula XII are commercially available; others can be readily prepared using known synthetic methods. The product or a
 5 pharmaceutically acceptable salt thereof can be isolated using conventional methods.

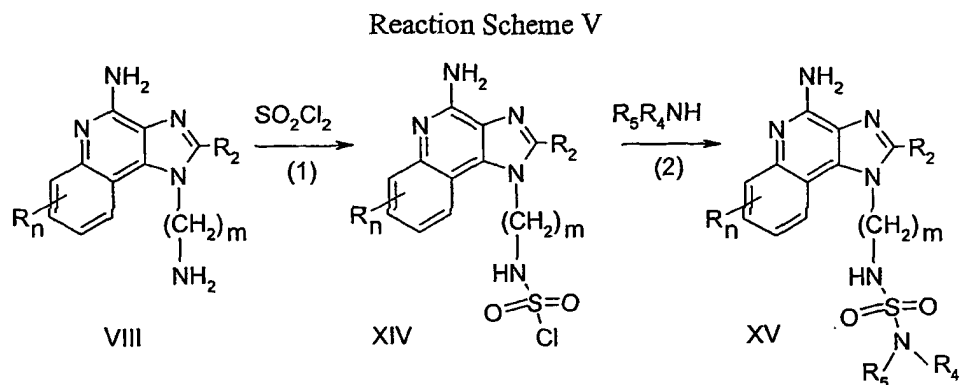
Reaction Scheme IV



10 Compounds of the invention where R_1 contains a sulfamide group can be prepared according to Reaction Scheme V wherein R , R_2 , R_4 , R_5 and n are as defined above and m is 1-20.

In step (1) of Reaction Scheme V an aminoalkyl substituted 1H-imidazo[4,5-c]quinolin-4-amine of Formula VIII is reacted with sulfonyl chloride to generate in situ a sulfamoyl chloride of Formula XIV. The reaction can be carried out by adding a solution
 15 of sulfonyl chloride in dichloromethane to a solution of a compound of Formula VIII in dichloromethane in the presence of one equivalent of 4-(dimethylamino)pyridine. The reaction is preferably carried out at a reduced temperature (-78°C). Optionally, after the addition is complete the reaction mixture can be allowed to warm to ambient temperature.

20 In step (2) of Reaction Scheme V an amine of Formula $R_5R_4\text{NH}$ is reacted with the sulfamoyl chloride of Formula XIV to provide a 1H-imidazo[4,5-c]quinolinyl sulfamide of Formula XV which is a subgenus of Formula I. The reaction can be carried out by adding a solution containing 2 equivalents of the amine and 2 equivalents of triethylamine in dichloromethane to the reaction mixture from step (1). The addition is preferably carried
 25 out at a reduced temperature (-78°C). After the addition is complete the reaction mixture can be allowed to warm to ambient temperature. The product or a pharmaceutically acceptable salt thereof can be isolated using conventional methods.



Tetrahydroimidazoquinolines of the invention can be prepared according to
 5 Reaction Scheme VI where R_2 , R_3 , R_4 , and R_5 are as defined above and m is 1-20.

In step (1) of Reaction Scheme VI an aminoalkyl substituted 1*H*-imidazo[4,5-*c*]quinolin-4-amine of Formula XVI is reduced to provide an aminoalkyl substituted 6,7,8,9-tetrahydro-1*H*-imidazo[4,5-*c*]quinolin-4-amine of Formula XVII. Preferably the
 10 reduction is carried out by suspending or dissolving the compound of Formula XVI in trifluoroacetic acid, adding a catalytic amount of platinum (IV) oxide, and then subjecting the mixture to hydrogen pressure. The reaction can conveniently be carried out on a Parr apparatus. The product or a salt thereof can be isolated using conventional methods.

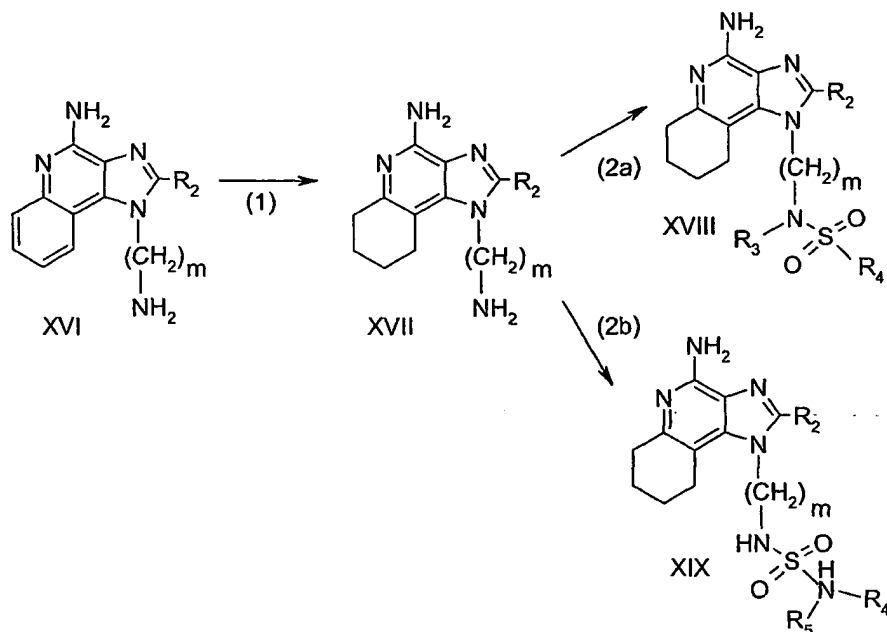
In step (2a) of Reaction Scheme VI an aminoalkyl substituted 6,7,8,9-tetrahydro-1*H*-imidazo[4,5-*c*]quinolin-4-amine of Formula XVII is reacted to provide a compound of
 15 Formula XVIII which is a subgenus of Formula I. When R_3 is hydrogen, the reaction can be carried out in one step according to the methods described in Reaction Schemes II and III above using a tetrahydroimidazoquinoline of Formula XVII in place of the imidazoquinoline of Formula VIII. When R_3 is other than hydrogen, the reaction can be carried out in two steps with step one being carried out according to the methods of
 20 Reaction Schemes II and III and step two being carried out according to the method of Reaction IV using the tetrahydroimidazoquinoline analog of the imidazoquinoline. The product or a pharmaceutically acceptable salt thereof can be isolated using conventional methods.

In step (2b) of Reaction Scheme VI an aminoalkyl substituted 6,7,8,9-tetrahydro-1*H*-imidazo[4,5-*c*]quinolin-4-amine of Formula XVII is reacted to provide a compound of
 25 Formula XIX which is a subgenus of Formula I. The reaction can be carried out according

to the method described in Reaction Scheme V using a tetrahydroimidazoquinoline of Formula XVII in place of the imidazoquinoline of Formula VIII. The product or a pharmaceutically acceptable salt thereof can be isolated using conventional methods.

5

Reaction Scheme VI



Tetrahydroimidazoquinolines of the invention can also be prepared according to Reaction Scheme VII where R, R_2 , R_3 , R_4 , R_5 and n are as defined above and m is 1-20.

10

In step (1) of Reaction Scheme VII a 6,7,8,9-tetrahydro-1H-imidazo[4,5-c]quinolinyl *tert*-butylcarbamate of Formula XX is hydrolyzed to provide an aminoalkyl substituted 6,7,8,9-tetrahydro-1H-imidazo[4,5-c]quinolin-4-amine of Formula XXI. The reaction can be carried out dissolving the compound of Formula XX in a mixture of trifluoroacetic acid and acetonitrile and stirring at ambient temperature. Alternatively, the compound of Formula XX can be combined with dilute hydrochloric acid and heated on a steam bath. Tetrahydro-1H-imidazo[4,5-c]quinolinyl *tert*-butylcarbamates of Formula XX can be prepared using the synthetic route disclosed in U.S. Patent 5,352,784 (Nikolaides). The product or a salt thereof can be isolated using conventional methods.

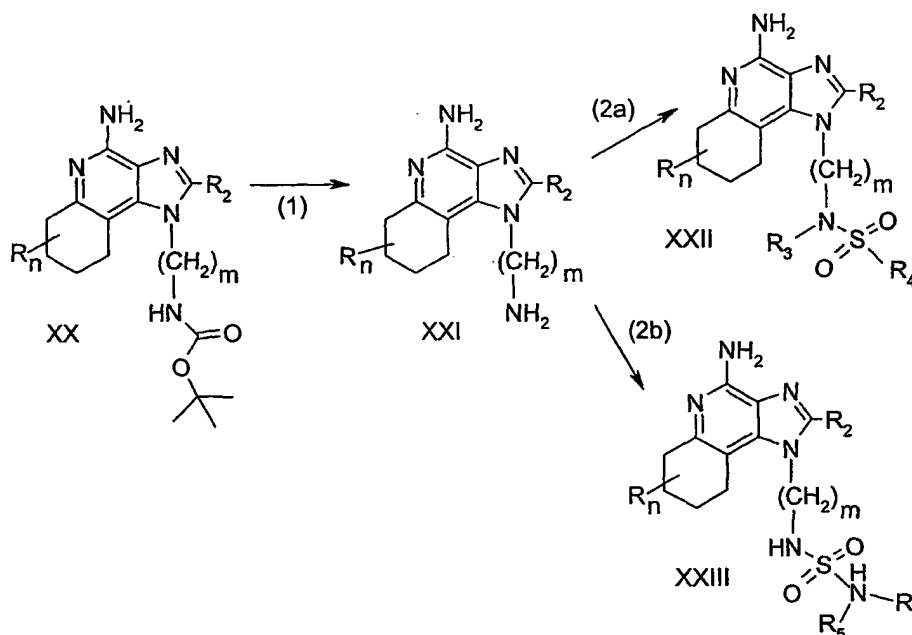
15

Steps (2a) and (2b) can be carried out in the same manner as in Reaction Scheme

20

VI.

Reaction Scheme VII



Some compounds of Formula I can be readily prepared from other compounds of Formula I. For example, compounds wherein the R₄ substituent contains a chloroalkyl group can be reacted with an amine to provide an R₄ substituent substituted by a secondary or tertiary amino group; compounds wherein the R₄ substituent contains a nitro group can be reduced to provide a compound wherein the R₄ substituent contains a primary amine.

As used herein, the terms “alkyl”, “alkenyl”, “alkynyl” and the prefix “-alk” are inclusive of both straight chain and branched chain groups and of cyclic groups, i.e. cycloalkyl and cycloalkenyl. Unless otherwise specified, these groups contain from 1 to 20 carbon atoms, with alkenyl and alkynyl groups containing from 2 to 20 carbon atoms. Preferred groups have a total of up to 10 carbon atoms. Cyclic groups can be monocyclic or polycyclic and preferably have from 3 to 10 ring carbon atoms. Exemplary cyclic groups include cyclopropyl, cyclopentyl, cyclohexyl and adamantyl.

The term “haloalkyl” is inclusive of groups that are substituted by one or more halogen atoms, including groups wherein all of the available hydrogen atoms are replaced by halogen atoms. This is also true of groups that include the prefix “haloalk-”. Examples of suitable haloalkyl groups are chloromethyl, trifluoromethyl, and the like.

The term “aryl” as used herein includes carbocyclic aromatic rings or ring systems. Examples of aryl groups include phenyl, naphthyl, biphenyl, fluorenyl and indenyl. The

term "heteroaryl" includes aromatic rings or ring systems that contain at least one ring hetero atom (e.g., O, S, N). Suitable heteroaryl groups include furyl, thienyl, pyridyl, quinolinyl, tetrazolyl, imidazo, pyrazolo, thiazolo, oxazolo, and the like.

5 "Heterocyclyl" includes non-aromatic rings or ring systems that contain at least one ring hetero atom (e.g., O, S, N). Exemplary heterocyclic groups include pyrrolidinyl, tetrahydrofuranyl, morpholinyl, thiomorpholinyl, piperidinyl, piperazinyl, thiazolidinyl, imidazolidinyl, and the like.

Unless otherwise specified, the terms "substituted cycloalkyl", "substituted aryl", "substituted heteroaryl" and "substituted heterocyclyl" indicate that the rings or ring
10 systems in question are further substituted by one or more substituents independently selected from the group consisting of alkyl, alkoxy, alkylthio, hydroxy, halogen, haloalkyl, haloalkylcarbonyl, haloalkoxy (e.g., trifluoromethoxy), nitro, alkylcarbonyl, alkenylcarbonyl, arylcarbonyl, heteroarylcarbonyl, aryl, arylalkyl, heteroaryl, heteroarylalkyl, heterocyclyl, heterocycloalkyl, nitrile, alkoxy carbonyl,
15 alkanoyloxy, alkanoylthio, and in the case of cycloalkyl and heterocyclyl, oxo.

In structural formulas representing compounds of the invention certain bonds are represented by dashed lines. These lines mean that the bonds represented by the dashed line can be present or absent. Accordingly, compounds of Formula I can be either imidazoquinoline compounds or tetrahydroimidazoquinoline compounds.

20 The invention is inclusive of the compounds described herein in any of their pharmaceutically acceptable forms, including isomers such as diastereomers and enantiomers, salts, solvates, polymorphs, and the like.

Pharmaceutical Compositions and Biological Activity

25 Pharmaceutical compositions of the invention contain a therapeutically effective amount of a compound of Formula I in combination with a pharmaceutically acceptable carrier.

As used herein, the term "a therapeutically effective amount" means an amount of the compound sufficient to induce a therapeutic effect, such as cytokine induction,
30 antitumor activity and/or antiviral activity. Although the exact amount of active compound used in a pharmaceutical composition of the invention will vary according to factors known to those of skill in the art, such as the physical and chemical nature of the

compound as well as the nature of the carrier and the intended dosing regimen, it is anticipated that the compositions of the invention will contain sufficient active ingredient to provide a dose of about 100ng/kg to about 50mg/kg, preferably about 10µg/kg to about 5mg/kg of the compound to the subject. Any of the conventional dosage forms may be used, such as tablets, lozenges, parenteral formulations, syrups, creams, ointments, aerosol formulations, transdermal patches, transmucosal patches and the like.

The compounds of the invention have been shown to induce the production of certain cytokines in experiments performed according to the tests set forth below. These results indicate that the compounds are useful as immune response modifiers that can modulate the immune response in a number of different ways, rendering them useful in the treatment of a variety of disorders.

Cytokines that may be induced by the administration of compounds according to the invention generally include interferon- α (IFN- α) and tumor necrosis factor- α (TNF- α) as well as certain interleukins (IL). Cytokines whose biosynthesis may be induced by compounds of the invention include IFN- α , TNF- α , IL-1, 6, 10 and 12, and a variety of other cytokines. Among other effects, cytokines inhibit virus production and tumor cell growth, making the compounds useful in the treatment of viral diseases and tumors.

In addition to the ability to induce the production of cytokines, the compounds of the invention affect other aspects of the innate immune response. For example, natural killer cell activity may be stimulated, an effect that may be due to cytokine induction. The compounds may also activate macrophages, which in turn stimulates secretion of nitric oxide and the production of additional cytokines. Further, the compounds may cause proliferation and differentiation of B-lymphocytes.

Compounds of the invention also have an effect on the acquired immune response. For example, although there is not believed to be any direct effect on T cells or direct induction of T cell cytokines, the production of the T helper type 1 (Th1) cytokine IFN- γ is induced indirectly and the production of the T helper type 2 (Th2) cytokines IL-4, IL-5 and IL-13 are inhibited upon administration of the compounds. This activity means that the compounds are useful in the treatment of diseases where upregulation of the Th1 response and/or downregulation of the Th2 response is desired. In view of the ability of compounds of Formula Ia to inhibit the Th2 immune response, the compounds are expected to be useful in the treatment of atopic diseases, e.g., atopic dermatitis, asthma,

allergy, and allergic rhinitis; and systemic lupus erythematosus; as a vaccine adjuvant for cell mediated immunity; and possibly as a treatment for recurrent fungal diseases and chlamydia.

5 The immune response modifying effects of the compounds make them useful in the treatment of a wide variety of conditions. Because of their ability to induce the production of cytokines such as IFN- α and/or TNF- α , the compounds are particularly useful in the treatment of viral diseases and tumors. This immunomodulating activity suggests that compounds of the invention are useful in treating diseases such as, but not limited to, viral diseases including genital warts; common warts; plantar warts; Hepatitis 10 B; Hepatitis C; Herpes Simplex Virus Type I and Type II; molluscum contagiosum; HIV; CMV; VZV; intraepithelial neoplasias such as cervical intraepithelial neoplasia; human papillomavirus (HPV) and associated neoplasias; fungal diseases, e.g. candida, aspergillus, and cryptococcal meningitis; neoplastic diseases, e.g., basal cell carcinoma, hairy cell leukemia, Kaposi's sarcoma, renal cell carcinoma, squamous cell carcinoma, myelogenous 15 leukemia, multiple myeloma, melanoma, non-Hodgkin's lymphoma, cutaneous T-cell lymphoma, and other cancers; parasitic diseases, e.g. pneumocystis carinii, cryptosporidiosis, histoplasmosis, toxoplasmosis, trypanosome infection, leishmaniasis; and bacterial infections, e.g., tuberculosis, mycobacterium avium. Additional diseases or conditions that can be treated using the compounds of the invention include eczema; 20 eosinophilia; essential thrombocythaemia; leprosy; multiple sclerosis; Ommen's syndrome; discoid lupus; Bowen's disease; Bowenoid papulosis; and to enhance or stimulate the healing of wounds, including chronic wounds.

Accordingly, the invention provides a method of inducing cytokine biosynthesis in an animal comprising administering an effective amount of a compound of Formula I to 25 the animal. An amount of a compound effective to induce cytokine biosynthesis is an amount sufficient to cause one or more cell types, such as monocytes, macrophages, dendritic cells and B-cells to produce an amount of one or more cytokines such as, for example, IFN- α , TNF- α , IL-1, 6, 10 and 12 that is increased over the background level of such cytokines. The precise amount will vary according to factors known in the art but is 30 expected to be a dose of about 100ng/kg to about 50mg/kg, preferably about 10 μ g/kg to about 5mg/kg. The invention also provides a method of treating a viral infection in an animal, and a method of treating a neoplastic disease in an animal, comprising

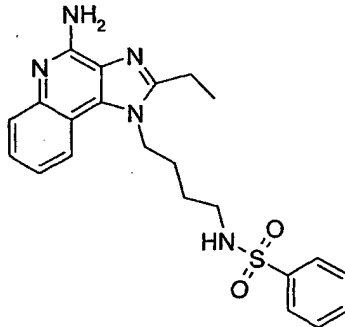
administering an effective amount of a compound of Formula I to the animal. An amount effective to treat or inhibit a viral infection is an amount that will cause a reduction in one or more of the manifestations of viral infection, such as viral lesions, viral load, rate of virus production, and mortality as compared to untreated control animals. The precise amount will vary according to factors known in the art but is expected to be a dose of 100ng/kg to about 50mg/kg, preferably about 10μg/kg to about 5mg/kg. An amount of a compound effective to treat a neoplastic condition is an amount that will cause a reduction in tumor size or in the number of tumor foci. Again, the precise amount will vary according to factors known in the art but is expected to be a dose of about 100ng/kg to about 50mg/kg, preferably about 10μg/kg to about 5mg/kg.

The invention is further described by the following examples, which are provided for illustration only and are not intended to be limiting in any way.

15

Example 1

N-[4-(4-amino-2-ethyl-1*H*-imidazo[4,5-*c*]quinolin-1-yl)butyl]benzenesulfonamide



Triethylamine (1.18 mL, 8.5 mmol) was added to a mixture of 1-(4-aminobutyl)-2-ethyl-1*H*-imidazo[4,5-*c*]quinolin-4-amine (2.00 g, 7.1 mmol) and chloroform (200 mL). The resulting solution was chilled in an acetone/ice bath for 10 minutes. Benzenesulfonyl chloride (0.90 mL, 8.5 mmol) was slowly added over a period of 5 minutes. After 45 minutes 0.2 equivalents of triethylamine was added. After 6 hours the reaction mixture was washed with brine (2 x 250 mL) and with water (1 x 100 mL), dried over magnesium sulfate and then concentrated under reduced pressure. The residue was recrystallized from *N,N*-dimethylformamide. The recrystallized material and the filtrate were both slurried with methanol. The resulting solids were isolated by filtration, combined, and then dried

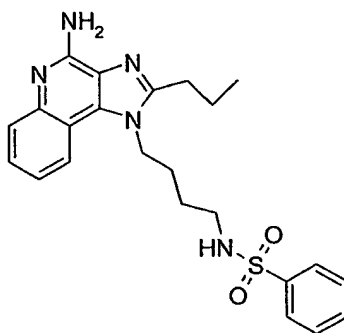
25

in an Abderhalden drying apparatus overnight to provide 0.80 g of *N*-[4-(4-amino-2-ethyl-1*H*-imidazo[4,5-*c*]quinolin-1-yl)butyl]benzenesulfonamide as a white solid, m.p. 180.6-182.0°C. Analysis: Calculated for C₂₂H₂₅N₅O₂S · 0.25 H₂O: %C, 61.73; %H, 6.00; %N, 16.36; Found: %C, 61.79; %H, 6.04; %N, 16.43.

5

Example 2

N-[4-(4-amino-2-propyl-1*H*-imidazo[4,5-*c*]quinolin-1-yl)butyl]benzenesulfonamide



10 Part A

Tert-butyl 4-(2-propyl-1*H*-imidazo[4,5-*c*]quinolin-1-yl)butylcarbamate (5.00 g, 13.1 mmol) was combined with hydrochloric acid (50 mL of 4.0 M in dioxane) and stirred for 1.5 hours. The reaction mixture was diluted with dichloromethane (~200 mL).

Saturated sodium bicarbonate solution was added until a pH of 8 was obtained. A precipitate formed in the aqueous phase. The layers were separated. The precipitate in the aqueous layer was isolated by filtration, slurried with water and then isolated by filtration to provide 3.6 g of 4-(2-propyl-1*H*-imidazo[4,5-*c*]quinolin-1-yl)butan-1-amine.

15 Part B

The material from Part A was combined with chloroform (600 mL) and warmed to 40°C. Triethylamine (3.48 mL, 25 mmol) was added and a solution was obtained.

Benzenesulfonyl chloride (1.60 mL, 12.5 mmol) was added. The reaction mixture was stirred at 40°C overnight. The reaction mixture was cooled to ambient temperature and then concentrated under reduced pressure. The residue was taken up in dichloromethane (~100 mL), washed with water (3 x 125 mL), dried over magnesium sulfate and then

25 concentrated under reduced pressure to provide 3.96 g of *N*-[4-(2-propyl-1*H*-imidazo[4,5-

c]quinolin-1-yl)butyl]benzenesulfonamide as a yellow crystalline solid, m.p. 155.9-157.1°C.

Part C

3-Chloroperoxybenzoic acid (896 mg of 77%) was added over a period of 5
5 minutes to a solution of *N*-[4-(2-propyl-1*H*-imidazo[4,5-*c*]quinolin-1-yl)butyl]benzenesulfonamide (1.0 g, 2.4 mmol) in chloroform (100 mL). After 2.5 hours an additional 0.1 equivalent of 3-chloroperoxybenzoic acid was added. After 3 hours the reaction was stored at a reduced temperature overnight. The reaction mixture was washed with saturated sodium bicarbonate solution (3 x 150 mL) and then concentrated under
10 reduced pressure to provide 1.44 g of crude product. This material was recrystallized from methyl acetate to provide 0.67 g of 1-{4-[(phenylsulfonyl)amino]butyl}-2-propyl-1*H*-imidazo[4,5-*c*]quinolin-5*N*-oxide as a brown solid, m.p. 203.8-205.2°C.

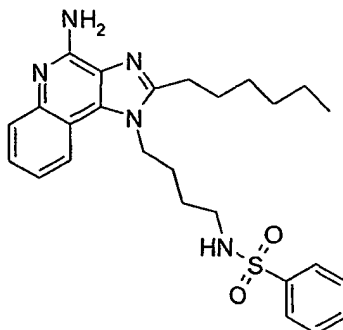
Part D

Ammonium hydroxide (3.5 mL of 27%) was added to a mixture of the material
15 from Part C and dichloromethane (15 mL). After 10 minutes tosyl chloride (0.35 g) was slowly added over a period of 5 minutes. After 45 minutes the reaction mixture was stored at a reduced temperature over the weekend. An additional 35 mg of tosyl chloride was added and the reaction mixture was stirred for 1 hour. The organic phase was separated and then washed with saturated sodium bicarbonate solution (3 x 80 mL). A precipitate
20 formed in the aqueous phase. This material was isolated by filtration and then recrystallized from methyl acetate. The resulting solid and the filtrate were combined, dissolved in dichloromethane containing a small amount of methanol, and then purified by column chromatography (silica gel eluting with 10% methanol in dichloromethane). The resulting material was purified by column chromatography (silica gel eluting with 0-7.5%
25 methanol in dichloromethane). This material was recrystallized 3 times from methyl acetate to provide 42 mg of *N*-[4-(4-amino-2-propyl-1*H*-imidazo[4,5-*c*]quinolin-1-yl)butyl]benzenesulfonamide as a white solid, m.p. 158.8-160.8°C. Analysis: Calculated for $C_{23}H_{27}N_5O_2S \cdot 0.25 C_3H_6O_2$: %C, 62.15; %H, 6.22; %N, 15.59; Found: %C, 62.41; %H, 5.91; %N, 15.41.

30

Example 3

N-[4-(4-amino-2-hexyl-1*H*-imidazo[4,5-*c*]quinolin-1-yl)butyl]benzenesulfonamide



Part A

- 5 Using the general method of Example 2 Part A, *tert*-butyl 4-(2-hexyl-1*H*-imidazo[4,5-*c*]quinolin-1-yl)butylcarbamate (33.85 g) was hydrolyzed to provide 3.43 g of 4-(2-hexyl-1*H*-imidazo[4,5-*c*]quinolin-1-yl)butan-1-amine as an off white solid, m.p. 172.2-174.2°C.

Part B

- 10 Using the general method of Example 2 Part B except that the reaction was run at ambient temperature, 4-(2-hexyl-1*H*-imidazo[4,5-*c*]quinolin-1-yl)butan-1-amine (1.20 g, 3.7 mmol) was reacted with benzenesulfonyl chloride (429 μ L, 3.7 mmol) to provide 0.75 g of *N*-[4-(2-hexyl-1*H*-imidazo[4,5-*c*]quinolin-1-yl)butyl]benzenesulfonamide as a light yellow solid, m.p. 137.0-138.1°C.

Part C

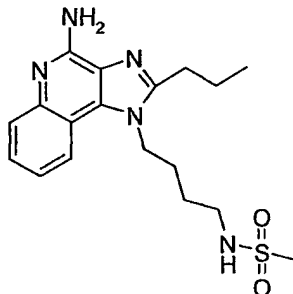
15 Using the general method of Example 2 Part C, *N*-[4-(2-hexyl-1*H*-imidazo[4,5-*c*]quinolin-1-yl)butyl]benzenesulfonamide (0.95 g, 2.0 mmol) was oxidized to provide 1.21 g of crude 1-{4-[(phenylsulfonyl)amino]butyl}-2-hexyl-1*H*-imidazo[4,5-*c*]quinolin-5*N*-oxide.

Part D

- 20 Using the general method of Example 2 Part D, the material from Part C was aminated to provide 118 mg of *N*-[4-(4-amino-2-hexyl-1*H*-imidazo[4,5-*c*]quinolin-1-yl)butyl]benzenesulfonamide as an off white crystalline solid, m.p. 84.8-85.4°C. Analysis: Calculated for $C_{26}H_{33}N_5O_2S \cdot 0.5 H_2O$: %C, 63.91; %H, 7.01; %N, 14.33; Found: %C, 63.63; %H, 6.93; %N, 14.80.
- 25

Example 4

N-[4-(4-amino-2-propyl-1*H*-imidazo[4,5-*c*]quinolin-1-yl)butyl]methanesulfonamide



5 Part A

Using the general method of Example 2 Part B except that the reaction was run at ambient temperature, 4-(2-propyl-1*H*-imidazo[4,5-*c*]quinolin-1-yl)butan-1-amine (2.00 g, 7.1 mmol) was reacted with methanesulfonyl chloride (1.65 mL, 21.3 mmol) to provide 1.23 g of *N*-[4-(2-propyl-1*H*-imidazo[4,5-*c*]quinolin-1-yl)butyl]methanesulfonamide as a light yellow solid, m.p. 133.2-134.6°C.

10 Part B

Using the general method of Example 2 Part C, *N*-[4-(2-propyl-1*H*-imidazo[4,5-*c*]quinolin-1-yl)butyl]methanesulfonamide was oxidized to provide 1.44 g of crude 1-{4-[(methylsulfonyl)amino]butyl}-2-propyl-1*H*-imidazo[4,5-*c*]quinolin-5*N*-oxide as a light yellow solid.

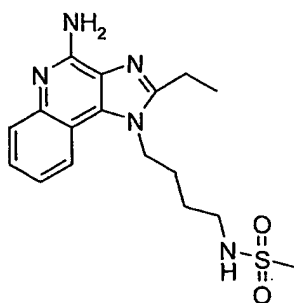
15 Part C

Using the general method of Example 2 Part D, the material from Part B was aminated to provide 0.21 g of *N*-[4-(4-amino-2-propyl-1*H*-imidazo[4,5-*c*]quinolin-1-yl)butyl]methanesulfonamide as an off white crystalline solid, m.p. 186.5-187.9°C.

20 Analysis: Calculated for C₁₈H₂₅N₅O₂S · 0.25 H₂O: %C, 56.89; %H, 6.76; %N, 18.43; Found: %C, 56.95; %H, 6.89; %N, 18.13.

Example 5

N-[4-(4-amino-2-ethyl-1*H*-imidazo[4,5-*c*]quinolin-1-yl)butyl]methanesulfonamide



Part A

- 5 Using the general method of Example 2 Part A, *tert*-butyl 4-(2-ethyl-1*H*-imidazo[4,5-*c*]quinolin-1-yl)butylcarbamate (20.69 g) was hydrolyzed to provide 14.94 g of 4-(2-ethyl-1*H*-imidazo[4,5-*c*]quinolin-1-yl)butan-1-amine as an off white solid, m.p. 84.8-88.7°C.

Part B

- 10 Using the general method of Example 2 Part B, 4-(2-ethyl-1*H*-imidazo[4,5-*c*]quinolin-1-yl)butan-1-amine (4.00 g, 14.9 mmol) was reacted with methanesulfonyl chloride to provide 1.78 g of *N*-[4-(2-ethyl-1*H*-imidazo[4,5-*c*]quinolin-1-yl)butyl]methanesulfonamide as a light yellow solid.

Part C

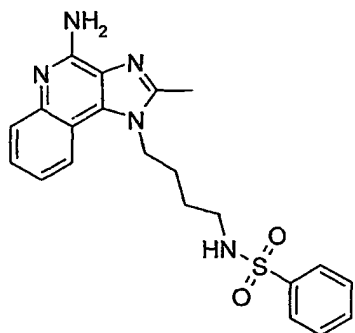
- 15 Using the general method of Example 2 Part C, the material from Part B was oxidized to provide ~2.00 g of crude 1-{4-[(methylsulfonyl)amino]butyl}-2-ethyl-1*H*-imidazo[4,5-*c*]quinolin-5*N*-oxide.

Part D

- 20 Using the general method of Example 2 Part D, the material from Part C was aminated to provide 0.42 g of *N*-[4-(4-amino-2-ethyl-1*H*-imidazo[4,5-*c*]quinolin-1-yl)butyl]methanesulfonamide as a white solid, m.p. 203.3-204.4°C. Analysis: Calculated for C₁₇H₂₃N₅O₂S: %C, 56.49; %H, 6.41; %N, 19.37; Found: %C, 56.21; %H, 6.36; %N, 19.09.

Example 6

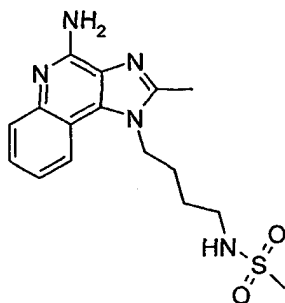
N-[4-(4-amino-2-methyl-1*H*-imidazo[4,5-*c*]quinolin-1-yl)butyl]benzenesulfonamide



5 Using the general method of Example 1, 1-(4-aminobutyl)-2-methyl-1*H*-imidazo[4,5-*c*]quinolin-4-amine (0.50 g, 1.9 mmol) was reacted with benzenesulfonyl chloride (0.24 mL, 1.9 mmol) to provide 0.38 g of *N*-[4-(4-amino-2-methyl-1*H*-imidazo[4,5-*c*]quinolin-1-yl)butyl]benzenesulfonamide as brown granules, m.p. 215.4-216.0°C. Analysis: Calculated for C₂₁H₂₃N₅O₂S: %C, 61.59; %H, 5.66; %N, 17.10; Found: 10 %C, 61.24; %H, 5.65; %N, 16.95.

Example 7

N-[4-(4-amino-2-methyl-1*H*-imidazo[4,5-*c*]quinolin-1-yl)butyl]methanesulfonamide

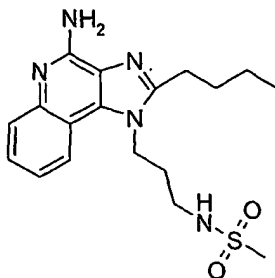


15 Using the general method of Example 1, 1-(4-aminobutyl)-2-methyl-1*H*-imidazo[4,5-*c*]quinolin-4-amine (1.00 g, 3.7 mmol) was reacted with methanesulfonyl chloride (0.46 mL, 5.9 mmol) to provide 0.16 g of *N*-[4-(4-amino-2-methyl-1*H*-imidazo[4,5-*c*]quinolin-1-yl)butyl]methanesulfonamide as an off white solid, m.p. 229.4-230.5°C. Analysis: Calculated for C₁₆H₂₁N₅O₂S · 0.25 H₂O: %C, 54.60; %H, 6.16; %N, 19.90; Found: %C, 54.80; %H, 6.24; %N, 19.58.

20

Example 8

N-[3-(4-amino-2-butyl-1*H*-imidazo[4,5-*c*]quinolin-1-yl)propyl]methanesulfonamide



5

Part A

Tert-butyl 3-(2-butyl-1*H*-imidazo[4,5-*c*]quinolin-1-yl)propylcarbamate (~80 g) was dissolved in 1,4-dioxane (400 mL) with gentle heating. Hydrochloric acid (55 mL of 4.0 M in 1,4-dioxane) was added in a single portion and the reaction was heated to reflux. The reaction was monitored by HPLC. Additional acid (150-200 mL) was added and the reaction mixture was refluxed until the reaction was complete. The reaction mixture was cooled to ambient temperature. A solid was isolated by filtration to give ~72 g of 3-(2-butyl-1*H*-imidazo[4,5-*c*]quinolin-1-yl)propylamine hydrochloride. This material was combined with that from a previous experiment and then dissolved in water (400 mL). The solution was neutralized with solid potassium carbonate. At pH 7 a solid precipitated. The solid was isolated by filtration and then dissolved in water (1500 mL). The pH was adjusted to pH 10 with solid potassium carbonate. The solution was extracted with chloroform until HPLC analysis showed that no amine remained in the aqueous layer. The organic layers were combined and then concentrated under reduced pressure to provide 45 g of 3-(2-butyl-1*H*-imidazo[4,5-*c*]quinolin-1-yl)propylamine.

20

Part B

Triethylamine (1.1 g, 10.6 mmol) was added with stirring to a solution of 3-(2-butyl-1*H*-imidazo[4,5-*c*]quinolin-1-yl)propylamine (2.00 g, 7.08 mmol) in dichloromethane (~150 mL). Methanesulfonyl chloride (892 mg, 7.79 mmol) was added and the reaction was stirred under nitrogen overnight. The reaction mixture was washed with aqueous 1% sodium bicarbonate solution (3 X 50 mL). The aqueous washes were extracted with dichloromethane (2 x 20 mL). The organics were combined, dried over

25

magnesium sulfate and then concentrated under reduced pressure to provide 1.89 g of *N*-[3-(2-butyl-1*H*-imidazo[4,5-*c*]quinolin-1-yl)propyl]methanesulfonamide as a light brown solid.

Part C

5 Using the general method of Example 2 Part C, the material from Part B was oxidized to provide 1.24 g of *N*-[3-(2-butyl-5-oxido-1*H*-imidazo[4,5-*c*]quinolin-1-yl)propyl]methanesulfonamide.

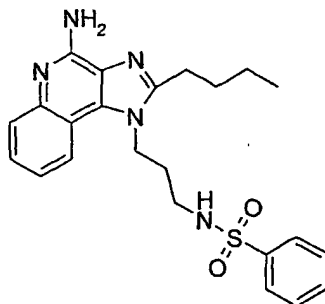
Part D

10 Using the general method of Example 2 Part D, the material from Part C was animated to provide 690 mg of *N*-[3-(4-amino-2-butyl-1*H*-imidazo[4,5-*c*]quinolin-1-yl)propyl]methanesulfonamide as a light tan solid, m.p. 239.2-240.8°C. Analysis: Calculated for C₁₈H₂₅N₅O₂S: %C, 57.58; %H, 6.71; %N, 18.65; Found: %C, 57.37; %H, 6.78; %N, 18.42.

15

Example 9

N-[3-(4-amino-2-butyl-1*H*-imidazo[4,5-*c*]quinolin-1-yl)propyl]benzenesulfonamide



Part A

20 Using the general method of Example 8 Part B, 3-(2-butyl-1*H*-imidazo[4,5-*c*]quinolin-1-yl)propylamine (2.00 g, 7.08 mmol) was reacted with benzenesulfonyl chloride (1.38 g, 7.79 mmol) to provide 2.83 g of *N*-[3-(2-butyl-1*H*-imidazo[4,5-*c*]quinolin-1-yl)propyl]benzenesulfonamide as a light red foam.

Part B

25 Using the general method of Example 2 Part C, the material from Part A was oxidized to provide 3.28 g of *N*-[3-(2-butyl-5-oxido-1*H*-imidazo[4,5-*c*]quinolin-1-yl)propyl]benzenesulfonamide.

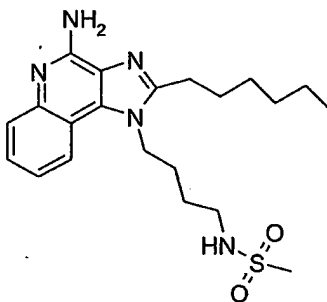
Part C

Using the general method of Example 2 Part D, the material from Part B was animated to provide 1.08 g of *N*-[3-(4-amino-2-butyl-1*H*-imidazo[4,5-*c*]quinolin-1-yl)propyl]benzenesulfonamide as a light tan solid, m.p. 210.5-212.0°C. Analysis:

5 Calculated for C₂₃H₂₇N₅O₂S: %C, 63.13; %H, 6.22; %N, 16.01; Found: %C, 62.89; %H, 6.16; %N, 15.74.

Example 10

N-[4-(4-amino-2-hexyl-1*H*-imidazo[4,5-*c*]quinolin-1-yl)butyl]methanesulfonamide



10

Part A

Using the general method of Example 1, 4-(2-hexyl-1*H*-imidazo[4,5-*c*]quinolin-1-yl)butan-1-amine (1.00 g, 3.1 mmol) was reacted with methanesulfonyl chloride (0.48 mL, 6.2 mmol) to provide 1.15 g of *N*-[4-(2-hexyl-1*H*-imidazo[4,5-*c*]quinolin-1-

15 yl)butyl]methanesulfonamide as a white solid.

Part B

Using the general method of Example 2 Part C, *N*-[4-(2-hexyl-1*H*-imidazo[4,5-*c*]quinolin-1-yl)butyl]methanesulfonamide (1.47 g, 3.7 mmol) was oxidized to provide 3.78 g of crude 1-{4-[(methylsulfonyl)amino]butyl}-2-hexyl-1*H*-imidazo[4,5-*c*]quinolin-

20 5*N*-oxide as a yellow residue.

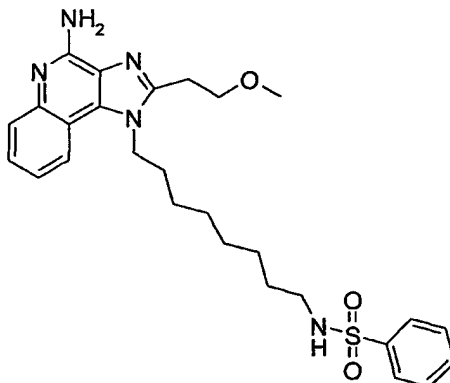
Part C

Using the general method of Example 2 Part D, the material from Part B was animated to provide 0.28 g of *N*-[4-(4-amino-2-hexyl-1*H*-imidazo[4,5-*c*]quinolin-1-yl)butyl]methanesulfonamide as an off white solid, m.p. 170.2-171.1°C. Analysis:

25 Calculated for C₂₁H₃₁N₅O₂S: %C, 60.40; %H, 7.48; %N, 16.77; Found: %C, 59.97; %H, 7.26; %N, 16.33.

Example 11

N-{8-[4-amino-2-(2-methoxyethyl)-1*H*-imidazo[4,5-*c*]quinolin-1-yl]octyl}benzenesulfonamide

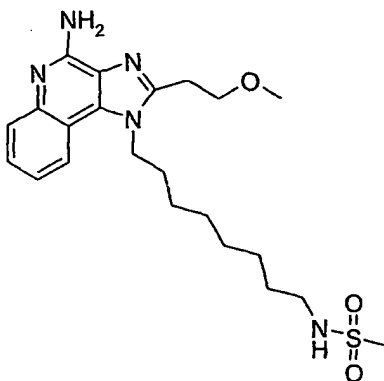


5 Under a nitrogen atmosphere a solution of 1-(8-amino-octyl)-2-(2-methoxyethyl)-
 1*H*-imidazo[4,5-*c*]quinolin-4-amine (1.0 g, 2.7 mmol) in dichloromethane (50 mL) was
 cooled to 0°C. Triethylamine (415 μ L, 2.98 mmol) was added followed by
 benzenesulfonyl chloride (345 μ L, 2.71 mmol). The reaction mixture was allowed to
 warm slowly to ambient temperature and then it was maintained overnight. The reaction
 10 mixture was washed with water, dried over magnesium sulfate and then concentrated
 under reduced pressure. The residue was purified by column chromatography (50 g of
 silica gel eluting with 7.5% methanol in dichloromethane). The purified material was
 recrystallized from propyl acetate, triturated with hexanes, and then dried in a vacuum
 oven to provide 590 mg of *N*-{8-[4-amino-2-(2-methoxyethyl)-1*H*-imidazo[4,5-
 15 *c*]quinolin-1-yl]octyl}benzenesulfonamide as a yellow powder, m.p. 146-149°C.
 Analysis: Calculated for $C_{27}H_{35}N_5O_3S$: %C, 63.63; %H, 6.92; %N, 13.74; Found: %C,
 62.96; %H, 7.03; %N, 13.09. Karl Fisher showed 0.16% or 0.045 mole water.
 1H NMR (300 MHz, DMSO- d_6) δ 8.01 (d, $J=7.8$ Hz, 1H), 7.78 (m, 2H), 7.65-7.55 (m, 5H),
 7.45 (m, 1H), 7.28 (m, 1H), 6.71 (s, 2H), 4.50 (m, 2H), 3.83 (m, 2H), 3.5 (broad s, 3H),
 20 3.18 (m, 2H), 2.71 (m, 2H), 1.77 (m, 2H), 1.38-1.17 (m, 10H);
 ^{13}C NMR (75 MHz, DMSO- d_6) 151.7, 151.3, 144.0, 141.0, 132.8, 132.6, 129.5, 127.0,
 126.8, 125.9, 121.9, 120.4, 114.9, 70.5, 58.5, 45.3, 42.8, 30.0, 29.2, 28.8, 28.7, 27.5, 26.2,
 26.1;
 MS m/z 510 (M + H).

25

Example 12

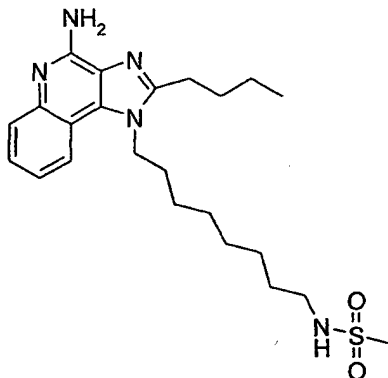
N-{8-[4-amino-2-(2-methoxyethyl)-1*H*-imidazo[4,5-*c*]quinolin-1-yl]octyl}methanesulfonamide



- 5 Using the general method of Example 11, 1-(8-aminoctyl)-2-(2-methoxyethyl)-1*H*-imidazo[4,5-*c*]quinolin-4-amine (800 mg, 2.17 mmol) was reacted with methanesulfonyl chloride (172 μ L, 2.17 mmol) to provide 720 mg of *N*-{8-[4-amino-2-(2-methoxyethyl)-1*H*-imidazo[4,5-*c*]quinolin-1-yl]octyl}methanesulfonamide as a yellow powder, m.p. 109-110°C. Analysis: Calculated for $C_{22}H_{33}N_5O_3S$: %C, 59.04; %H, 7.43; %N, 15.65; Found: %C, 58.78; %H, 7.38; %N, 15.48.
- 10 1H NMR (300 MHz, DMSO- d_6) δ 8.01 (d, $J=8.3$ Hz, 1H), 7.62 (d, $J=8.3$ Hz, 1H), 7.42 (m, 1H), 7.26 (m, 1H), 6.91 (m, 1H), 6.51 (s, 2H), 4.51 (t, $J=7.3$ Hz, 2H), 3.83 (t, $J=6.8$ Hz, 2H), 3.34 (s, 3H), 3.18 (t, $J=6.8$ Hz, 2H), 2.89 (m, 2H), 2.86 (s, 3H), 1.80 (m, 2H), 1.27 (m, 10H);
- 15 ^{13}C NMR (125 MHz, DMSO- d_6) 152.0, 151.0, 145.0, 132.6, 132.6, 126.7, 126.6, 121.56, 120.3, 115.1, 70.5, 58.5, 45.3, 42.8, 30.0, 29.7, 28.9, 28.8, 27.5, 26.4, 26.2; MS m/z 448 ($M + 1$).

Example 13

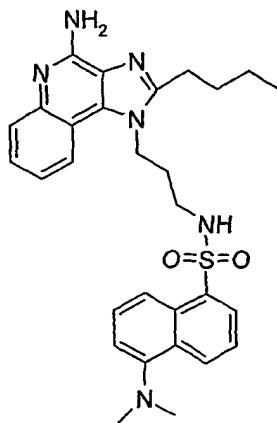
N-[8-(4-amino-2-butyl-1*H*-imidazo[4,5-*c*]quinolin-1-yl)octyl]methanesulfonamide



- Using the general method of Example 11, 1-(8-aminooctyl)-2-butyl-1*H*-
- 5 imidazo[4,5-*c*]quinolin-4-amine (1.2 g, 3.26 mmol) was reacted with methanesulfonyl chloride (260 μ L, 3.26 mmol) to provide 0.70 g of *N*-[8-(4-amino-2-butyl-1*H*)-imidazo[4,5-*c*]quinolin-1-yl)octyl]methanesulfonamide as a tan powder, m.p. 121-124°C. Analysis: Calculated for $C_{23}H_{35}N_5O_3S$: %C, 61.99; %H, 7.92; %N, 15.72; Found: %C, 62.01; %H, 7.97; %N, 15.75.
- 10 1H NMR (300 MHz, DMSO- d_6) δ 8.01 (d, *J*=8.3 Hz, 1H), 7.61 (dd, *J*=8.3, 1.0 Hz, 1H), 7.41 (dt, *J*=8.3, 1.5 Hz, 1H), 7.25 (dt, *J*=8.3, 1.5 Hz, 1H), 6.91 (t, *J*=4.9 Hz, 1H), 6.47 (s, 2H), 4.48 (t, *J*=7.3 Hz, 2H), 2.90 (m, 4H), 2.86 (s, 3H), 1.80 (m, 4H), 1.44 (m, 6H), 1.27 (m, 6H), 0.96 (t, *J*=7.3 Hz, 3H);
- ^{13}C NMR (500 MHz, DMSO- d_6) 153.3, 152.1, 145.1, 132.5, 126.8, 126.7, 126.6, 121.5,
- 15 120.2, 115.2, 45.1, 42.8, 39.6, 30.1, 30.0, 29.8, 28.9, 28.8, 26.5, 26.4, 26.2, 22.3, 14.1;
- MS *m/z* 446 (*M* + 1).

Example 14

N-[3-(4-amino-2-butyl-1*H*-imidazo[4,5-*c*]quinolin-1-yl)propyl]-5-(dimethylamino)naphthalene-1-sulfonamide

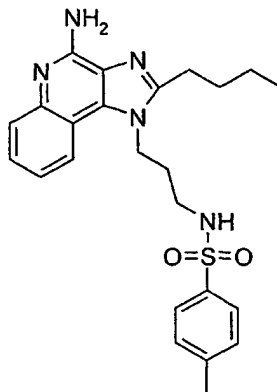


5 Under a nitrogen atmosphere triethylamine (765 mg, 7.56 mmol) was added to a solution of 1-(3-aminopropyl)-2-butyl-1*H*-imidazo[4,5-*c*]quinolin-4-amine (1.5 g, 5.04 mmol) in 1-methyl-2-pyrrolidinone (75 mL). A solution of 5-dimethylamino-1-naphthalenesulfonyl chloride (1.5 g, 5.55 mmol) in 1-methyl-2-pyrrolidinone was added. The reaction was monitored by HPLC. The reaction mixture was combined with water

10 (500 mL) and the pH was adjusted to 10 with solid potassium carbonate. The resulting yellow precipitate was isolated by filtration, rinsed with water and then purified by column chromatography (silica gel eluting with 1 - 5% methanol in chloroform). The purified material was recrystallized from acetonitrile to provide 1.76 g of *N*-[3-(4-amino-2-butyl-1*H*-imidazo[4,5-*c*]quinolin-1-yl)propyl]-5-(dimethylamino)naphthalene-1-sulfonamide as

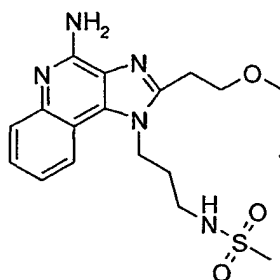
15 a solid, m.p. 216.5-217.5°C. Analysis: Calculated for C₂₉H₃₄N₆O₂S: %C, 65.64; %H, 6.46; %N, 15.84; Found: %C, 65.52; %H, 6.44; %N, 15.90.

Example 15

N-[3-(4-amino-2-butyl-1*H*-imidazo[4,5-*c*]quinolin-1-yl)propyl]-4-methylbenzenesulfonamide

- 5 Using the general method of Example 14 1-(3-aminopropyl)-2-butyl-1*H*-imidazo[4,5-*c*]quinolin-4-amine (1.5 g, 5.04 mmol) was reacted with *p*-toluenesulfonyl chloride (1.08 g, 5.55 mmol) to provide 1.57 g of *N*-[3-(4-amino-2-butyl-1*H*-imidazo[4,5-*c*]quinolin-1-yl)propyl]-4-methylbenzenesulfonamide as an off white powder, m.p. 197.0-198.5°C. Analysis: Calculated for C₂₄H₂₉N₅O₂S: %C, 63.83; %H, 6.47; %N, 15.51;
- 10 Found: %C, 63.68; %H, 6.40; %N, 15.51.

Example 16

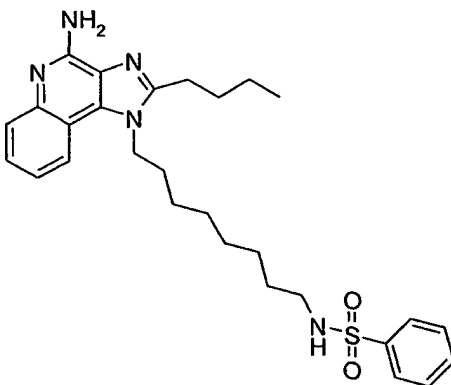
N-{3-[4-amino-2-(2-methoxyethyl)-1*H*-imidazo[4,5-*c*]quinolin-1-yl]propyl}methanesulfonamide

- 15 Using the general method of Example 11, 1-(3-aminopropyl)-2-(2-methoxyethyl)-1*H*-imidazo[4,5-*c*]quinolin-4-amine (1.53 g, 5.11 mmol) was reacted with methanesulfonyl chloride to provide 800 mg of *N*-{3-[4-amino-2-(2-methoxyethyl)-1*H*-imidazo[4,5-*c*]quinolin-1-yl]propyl}methanesulfonamide as light yellow needles, m.p.

193-194°C. Analysis: Calculated for C₁₇H₂₃N₅O₃S: %C, 54.09; %H, 6.14; %N, 18.55;
Found: %C, 54.09; %H, 5.93; %N, 18.49.

Example 17

5 *N*-[8-(4-amino-2-butyl-1*H*-imidazo[4,5-*c*]quinolin-1-yl)octyl]benzenesulfonamide

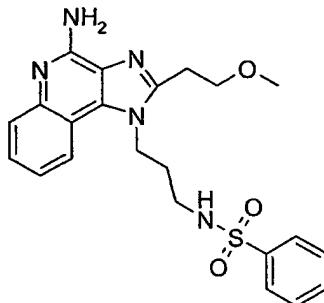


Using the general method of Example 11, 1-(8-amino-2-butyl-1*H*-imidazo[4,5-*c*]quinolin-4-amine (1.0 g, 2.72 mmol) was reacted with benzenesulfonyl chloride (350 μL, 2.72 mmol) to provide 1.38 g of *N*-[8-(4-amino-2-butyl-1*H*-imidazo[4,5-*c*]quinolin-1-yl)octyl]benzenesulfonamide as an off white powder, m.p. 143-144°C. Analysis: Calculated for C₂₈H₃₇N₅O₂S: %C, 66.24; %H, 7.35; %N, 13.79; Found: %C, 66.08; %H, 7.25; %N, 13.72. Karl Fisher titration found 0.23% water. ¹H NMR (300 MHz, DMSO-*d*₆) δ 7.98 (d, *J*=7.8 Hz, 1H), 7.77 (m, 2H), 7.62-7.53 (m, 5H), 7.41 (m, 1H), 7.25 (m, 1H), 6.47 (s, 2H), 4.47 (m, 2H), 2.90 (m, 2H), 2.70 (q, *J*=6.3 Hz, 2H), 1.78 (m, 4H), 1.49-1.17 (m, 12H), 0.95 (t, *J*=7.3, 3H); ¹³C NMR (125 MHz, DMSO-*d*₆) 153.3, 152.0, 145.0, 141.0, 132.5, 129.5, 126.82, 126.76, 126.7, 126.6, 121.5, 120.3, 120.2, 115.1, 45.1, 42.8, 30.0, 29.2, 28.8, 28.7, 26.5, 26.2, 26.1, 22.3, 14.2, 14.1; MS *m/z* 507 (M + 1).

20

Example 18

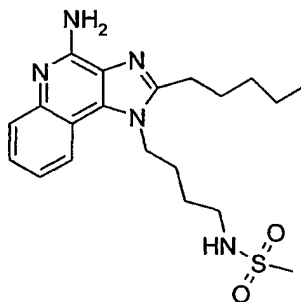
N-{3-[4-amino-2-(2-methoxyethyl)-
1*H*-imidazo[4,5-*c*]quinolin-1-yl]propyl}benzenesulfonamide



5 Using the general method of Example 11, 1-(3-aminopropyl)-2-(2-methoxyethyl)-
1*H*-imidazo[4,5-*c*]quinolin-4-amine (1.53 g, 5.11 mmol) was reacted with
benzenesulfonyl chloride (993 mg, 5.62 mmol) to provide 1.37 g of *N*-{3-[4-amino-2-(2-
methoxyethyl)-1*H*-imidazo[4,5-*c*]quinolin-1-yl]propyl}benzenesulfonamide as a white
powder, m.p. 149-151°C. Analysis: Calculated for C₂₂H₂₅N₅O₃S: %C, 60.12; %H, 5.73;
10 %N, 15.93; Found: %C, 60.40; %H, 5.82; %N, 15.85.

Example 19

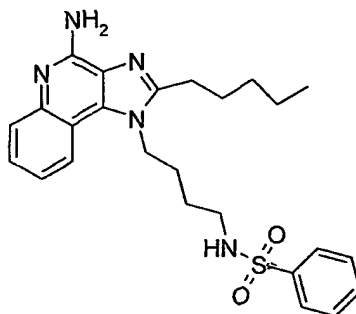
N-[4-(4-amino-2-pentyl-
1*H*-imidazo[4,5-*c*]quinolin-1-yl)butyl]methanesulfonamide



15 Using the general method of Example 14, 1-(4-aminobutyl)-2-pentyl-1*H*-
imidazo[4,5-*c*]quinolin-4-amine (1.50 g, 4.6 mmol) was reacted with methanesulfonyl
chloride (0.57 mL, 7.4 mmol) to provide 636 mg of *N*-[4-(4-amino-2-pentyl-1*H*-
imidazo[4,5-*c*]quinolin-1-yl)butyl]methanesulfonamide as an off white solid, m.p. 136.8-
20 138.1°C. Analysis: Calculated for C₂₀H₂₉N₅O₂S: %C, 59.53; %H, 7.24; %N, 17.35;
Found: %C, 59.50; %H, 7.31; %N, 16.80.

Example 20

N-[4-(4-amino-2-pentyl-1*H*-imidazo[4,5-*c*]quinolin-1-yl)butyl]benzenesulfonamide



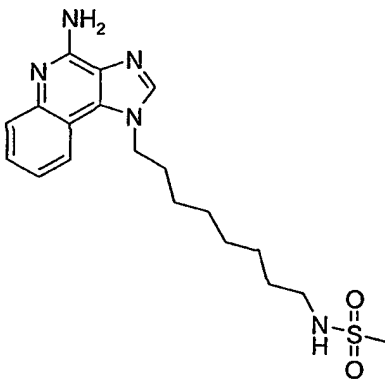
5

Using the general method of Example 1, 1-(4-aminobutyl)-2-pentyl-1*H*-imidazo[4,5-*c*]quinolin-4-amine (1.00 g, 3.1 mmol) was reacted with benzenesulfonyl chloride (0.51 mL, 4.0 mmol) to provide 0.35 g of *N*-[4-(4-amino-2-pentyl-1*H*-imidazo[4,5-*c*]quinolin-1-yl)butyl]benzenesulfonamide as a yellow crystalline solid.

10 Analysis: Calculated for $C_{25}H_{31}N_5O_2S \cdot 0.5 H_2O$: %C, 63.27; %H, 6.80; %N, 14.76; Found: %C, 62.99; %H, 6.61; %N, 14.42.

Example 21

N-[8-(4-amino-1*H*-imidazo[4,5-*c*]quinolin-1-yl)octyl]methanesulfonamide



15

Using the general method of Example 11, 1-(8-amino-1*H*-imidazo[4,5-*c*]quinolin-4-amine (3.85 mmol) was reacted with methanesulfonyl chloride (310 μ L, 3.85 mmol) to provide 0.43 g of *N*-[8-(4-amino-1*H*-imidazo[4,5-*c*]quinolin-1-yl)octyl]methanesulfonamide as an off white powder, m.p. 153-155°C. Analysis:

Calculated for $C_{19}H_{27}N_5O_2S$: %C, 58.59; %H, 6.99; %N, 17.98; %S, 8.23; Found: %C, 58.40; %H, 6.99; %N, 17.71; %S, 8.14.

1H NMR (300 MHz, DMSO- d_6) δ 8.20 (s, 1H), 8.03 (d, $J=7.8$ Hz, 1H), 7.63 (d, $J=8.3$ Hz, 1H), 7.45 (m, 1H), 7.27 (m, 1H), 6.91 (m, 1H), 6.63 (d, 2H), 4.59 (m, 2H), 2.89 (m, 2H), 2.86 (s, 3H), 1.86 (m, 2H), 1.41-1.25 (m, 10H);

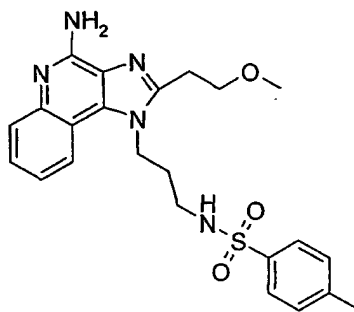
^{13}C NMR (125 MHz, DMSO- d_6) 152.5, 145.2, 143.2, 132.0, 128.5, 127.1, 126.5, 121.6, 120.8, 115.2, 46.9, 42.8, 39.6, 30.0, 29.7, 28.81, 28.78, 26.4, 26.1;

MS m/z 390 ($M + 1$).

10

Example 22

N-{3-[4-amino-2-(2-methoxyethyl)-1*H*-imidazo[4,5-*c*]quinolin-1-yl]propyl}-4-methylbenzenesulfonamide

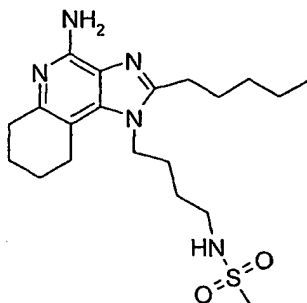


Using the general method of Example 11, 1-(3-aminopropyl)-2-(2-methoxyethyl)-1*H*-imidazo[4,5-*c*]quinolin-4-amine (1.53 g, 5.11 mmol) was reacted with *p*-toluenesulfonyl chloride (1.07 g, 5.62 mmol) to provide 750 mg of *N*-{3-[4-amino-2-(2-methoxyethyl)-1*H*-imidazo[4,5-*c*]quinolin-1-yl]propyl}-4-methylbenzenesulfonamide as a solid, m.p. 189-191°C. Analysis: Calculated for $C_{23}H_{27}N_5O_3S \cdot 0.50 H_2O$: %C, 59.72; %H, 6.10; %N, 15.14; Found: %C, 59.73; %H, 5.95; %N, 15.08.

20

Example 23

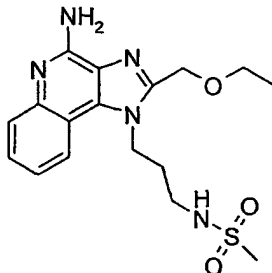
N-[4-(4-amino-2-pentyl-6,7,8,9-tetrahydro-1*H*-imidazo[4,5-*c*]quinolin-1-yl)butyl]methanesulfonamide



5 A solution of 1-(4-aminobutyl)-2-pentyl-6,7,8,9-tetrahydro-1*H*-imidazo[4,5-*c*]quinolin-4-amine (1.50 g, 3.7 mmol) in chloroform (150 mL) was chilled in an acetone/ice bath. Methanesulfonic anhydride (0.79 g, 3.7 mmol) was slowly added. After 1.75 hr, 0.018 g of anhydride was added. At 2.5 hrs 0.079 g of anhydride was added. After 3 hrs, the reaction mixture was washed with aqueous 1% sodium carbonate solution
10 (3 X 150 mL). The organic layer was dried over magnesium sulfate and then concentrated under reduced pressure to provide 2.2 g of a light yellow residue. The residue was combined with aqueous 1% sodium carbonate solution (200 mL) and the pH was adjusted to 13 by the addition of solid sodium carbonate and 50% sodium hydroxide. The organic phase was separated, washed with aqueous 1% sodium carbonate solution (3 X 200 mL),
15 dried over magnesium sulfate and then concentrated under reduced pressure to provide 2.18 g of a brown residue. This material was slurried with methyl acetate. The resulting solid was isolated to provide 1.25 g of *N*-[4-(4-amino-2-pentyl-6,7,8,9-tetrahydro-1*H*-imidazo[4,5-*c*]quinolin-1-yl)butyl]methanesulfonamide as a white solid, m.p. 167.0-167.8°C. Analysis: Calculated for C₂₀H₃₃N₅O₂S: %C, 58.94; %H, 8.16; %N, 17.18;
20 Found: %C, 58.79; %H, 7.92; %N, 17.02.

Example 24

N-{3-[4-amino-2-(ethoxymethyl)-*1H*-imidazo[4,5-*c*]quinolin-1-yl]propyl}methanesulfonamide



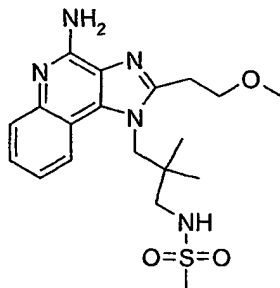
5 A mixture of 1-(3-aminopropyl)-2-(ethoxymethyl)-1*H*-imidazo[4,5-*c*]quinolin-4-amine (2.0 g, 6.7 mmol), triethylamine (1.5 mL, 15 mmol) and acetonitrile (75 mL) was heated until a solution was obtained. Methanesulfonic anhydride (1.28 g, 7.4 mmol) was added in a single portion. After 5 minutes a small amount of anhydride was added. The reaction mixture was allowed to stir overnight. The reaction mixture was quenched with

10 aqueous 1% sodium carbonate solution. The aqueous layer was extracted with chloroform. The organics were dried over magnesium sulfate, filtered and then concentrated under reduced pressure. The residue was dried under high vacuum for 3 hours to provide 2.73 g of a glassy solid. This material was recrystallized from methanol to provide 1.38 g of *N*-{3-[4-amino-2-(ethoxymethyl)-1*H*-imidazo[4,5-*c*]quinolin-1-yl]propyl}methanesulfonamide, m.p. 208.2-209.6°C. Analysis: Calculated for

15 C₁₇H₂₃N₅O₃S: %C, 54.09; %H, 6.14; %N, 18.55; Found: %C, 53.97; %H, 6.29; %N, 18.32.

Example 25

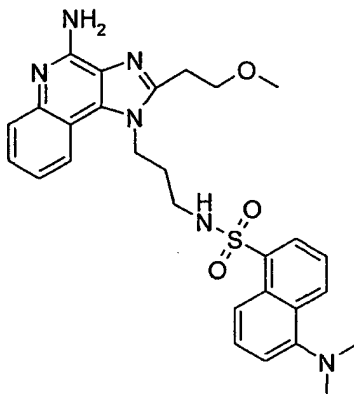
N-{3-[4-amino-2-(2-methoxyethyl)-
1*H*-imidazo[4,5-*c*]quinolin-1-yl]-2,2-dimethylpropyl}methanesulfonamide



- 5 Using the general method of Example 11, 1-(3-amino-2,2-dimethylpropyl)-2-(2-methoxyethyl)-1*H*-imidazo[4,5-*c*]quinolin-4-amine (0.22 g, 0.672 mmol) was reacted with methanesulfonyl chloride (125 μ L) to provide 270 mg of *N*-{3-[4-amino-2-(2-methoxyethyl)-1*H*-imidazo[4,5-*c*]quinolin-1-yl]-2,2-dimethylpropyl}methanesulfonamide as a cream colored powder, m.p. 204.0-206.0°C. Analysis: Calculated for $C_{19}H_{27}N_5O_3S \cdot 0.50 H_2O$: %C, 55.05; %H, 6.81; %N, 16.89; %S, 7.74; Found: %C, 55.10; %H, 6.58; %N, 17.23; %S, 7.51. % H_2O calculated: 2.17; found: 2.28 (Karl Fisher).
- 10 1H NMR (300 MHz, DMSO- d_6) δ 8.36 (d, $J=8.3$ Hz, 1H), 7.59 (d, $J=8.3$ Hz, 1H), 7.38 (m, 2H), 7.20 (m, 1H), 6.49 (s, 2H), 4.81 (br s, 1H), 4.39 (br s, 1H), 3.82 (m, 2H), 3.27 (s, 3H), 3.19 (br s, 2H), 3.02 (d, $J=6.8$ Hz, 2H), 2.94 (s, 3H), 0.82 (br s, 6H);
- 15 ^{13}C NMR (125 MHz, DMSO- d_6) δ 152.5, 152.0, 145.3, 133.9, 126.8, 126.7, 126.6, 121.5, 120.7, 115.8, 71.0, 58.5, 51.8, 51.5, 39.7, 39.0, 28.3, 24.4, 23.1; MS m/z 406 (M + H).

Example 26

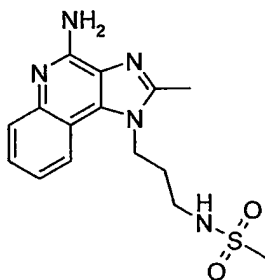
N-{3-[4-amino-2-(2-methoxyethyl)-1*H*-imidazo[4,5-*c*]quinolin-1-yl]propyl}-5-(dimethylamino)naphthalene-1-sulfonamide



5 Using the general method of Example 14 except that chloroform was used as the solvent, 1-(3-aminopropyl)-2-(methoxyethyl)-1*H*-imidazo[4,5-*c*]quinolin-4-amine (1.53 g, 5.11 mmol) was reacted with 5-dimethylamino-1-naphthalenesulfonyl chloride (5.87 mmol) to provide 1.45 g of *N*-{3-[4-amino-2-(2-methoxyethyl)-1*H*-imidazo[4,5-*c*]quinolin-1-yl]propyl}-5-(dimethylamino)naphthalene-1-sulfonamide as a yellow solid,
 10 m.p. 210-215°C. Analysis: Calculated for C₂₈H₃₂N₆O₃S · 1.50 H₂O: %C, 60.09; %H, 6.30; %N, 15.02; Found: %C, 59.89; %H, 6.22; %N, 14.86.

Example 27

15 *N*-[3-(4-amino-2-methyl-1*H*-imidazo[4,5-*c*]quinolin-1-yl)propyl]methanesulfonamide



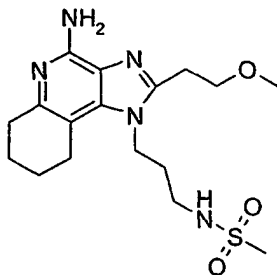
Using the general method of Example 24, 1-(3-aminopropyl)-2-methyl-1*H*-imidazo[4,5-*c*]quinolin-4-amine (2.0 g, 7.8 mmol) was reacted with methanesulfonic anhydride (1.49 g, 8.6 mmol) to provide 1.2 g of *N*-[3-(4-amino-2-methyl-1*H*-imidazo[4,5-*c*]quinolin-1-yl)propyl]methanesulfonamide as a solid, m.p. 236.0-238.0°C.
 20

Analysis: Calculated for $C_{15}H_{19}N_5O_2S \cdot 0.25 H_2O$: %C, 53.32; %H, 5.82; %N, 20.72;
 Found: %C, 53.35; %H, 5.72; %N, 20.57.

Example 28

5

N-{3-[4-amino-2-(2-methoxyethyl)-6,7,8,9-tetrahydro-
 1*H*-imidazo[4,5-*c*]quinolin-1-yl]propyl}methanesulfonamide

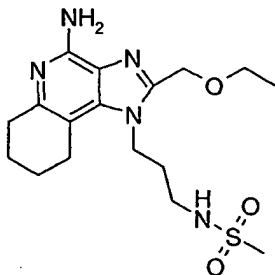


Using the general method of Example 24, 1-(3-aminopropyl)-2-(2-methoxyethyl)-
 6,7,8,9-tetrahydro-1*H*-imidazo[4,5-*c*]quinolin-4-amine (2.0 g, 6.6 mmol) was reacted with
 10 methanesulfonic anhydride (1.26 g, 7.3 mmol) to provide 630 mg of *N*-{3-[4-amino-2-(2-
 methoxyethyl)-6,7,8,9-tetrahydro-1*H*-imidazo[4,5-*c*]quinolin-1-
 yl]propyl}methanesulfonamide as a solid, m.p. 150.0-152.0°C. Analysis: Calculated for
 $C_{17}H_{27}N_5O_3S$: %C, 53.52; %H, 7.13; %N, 18.36; Found: %C, 53.27; %H, 7.12; %N,
 18.37.

15

Example 29

N-{3-[4-amino-2-(ethoxymethyl)-6,7,8,9-tetrahydro-
 1*H*-imidazo[4,5-*c*]quinolin-1-yl]propyl}methanesulfonamide



20

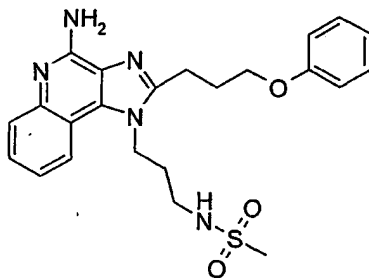
Using the general method of Example 24, except that chloroform was used in place
 of acetonitrile, 1-(3-aminopropyl)-2-(2-ethoxymethyl)-6,7,8,9-tetrahydro-1*H*-imidazo[4,5-
c]quinolin-4-amine (2.6 g, 8.35 mmol) was reacted with methanesulfonic anhydride (3+ g)

to provide 850 mg of *N*-{3-[4-amino-2-(2-ethoxymethyl)-6,7,8,9-tetrahydro-1*H*-imidazo[4,5-*c*]quinolin-1-yl]propyl}methanesulfonamide as a solid, m.p. 212.0-214.0°C. Analysis: Calculated for C₁₇H₂₇N₅O₃S: %C, 53.52; %H, 7.13; %N, 18.36; Found: %C, 53.25; %H, 7.16; %N, 18.09.

5

Example 30

N-{3-[4-amino-2-(3-phenoxypropyl)-1*H*-imidazo[4,5-*c*]quinolin-1-yl]propyl}methanesulfonamide

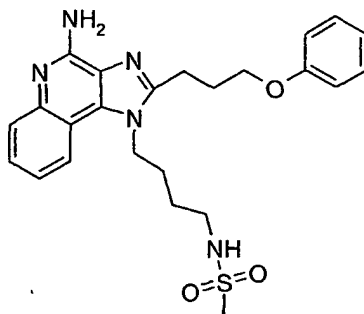


10 Using the general method of Example 11, except that chloroform was used in place of dichloromethane, 1-(3-aminopropyl)-2-(3-phenoxypropyl)-1*H*-imidazo[4,5-*c*]quinolin-4-amine (2.00 g, 5.32 mmol) was reacted with methanesulfonyl chloride (3+ g) to provide 1.38 g of *N*-{3-[4-amino-2-(3-phenoxypropyl)-1*H*-imidazo[4,5-*c*]quinolin-1-yl]propyl}methanesulfonamide as a solid, m.p. 176-178°C. Analysis: Calculated for

15 C₂₃H₂₇N₅O₃S: %C, 60.91; %H, 6.00; %N, 15.44; Found: %C, 60.71; %H, 5.98; %N, 15.45.

Example 31

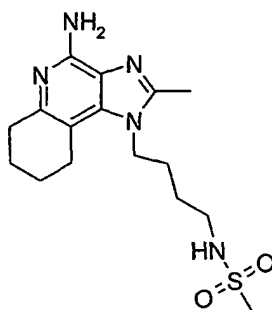
N-{4-[4-amino-2-(3-phenoxypropyl)-
1*H*-imidazo[4,5-*c*]quinolin-1-yl]butyl}methanesulfonamide



5 Using the general method of Example 24, except that pyridine was used in place of acetonitrile, 1-(3-aminobutyl)-2-(3-phenoxypropyl)-1*H*-imidazo[4,5-*c*]quinolin-4-amine (2.00 g, 5.1 mmol) was reacted with an excess of methanesulfonic anhydride to provide 1.36 g of *N*-{4-[4-amino-2-(3-phenoxypropyl)-1*H*-imidazo[4,5-*c*]quinolin-1-yl]butyl}methanesulfonamide as a solid, m.p. 156.4-157.1°C. Analysis: Calculated for
10 C₂₄H₂₉N₅O₃S: %C, 60.48; %H, 6.34; %N, 14.69; Found: %C, 60.75; %H, 6.36; %N, 14.31.

Example 32

15 *N*-[4-(4-amino-2-methyl-6,7,8,9-tetrahydro-1*H*-imidazo[4,5-*c*]quinolin-1-yl)butyl]methanesulfonamide hydrochloride



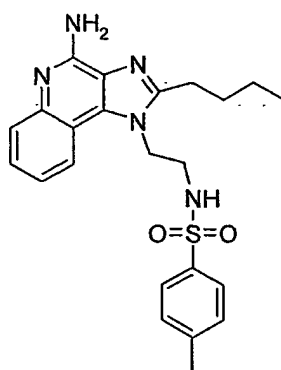
Using the general method of Example 23, 1-(4-aminobutyl)-2-methyl-6,7,8,9-tetrahydro-1*H*-imidazo[4,5-*c*]quinolin-4-amine (1.00 g, 3.7 mmol) was reacted with methanesulfonic anhydride (0.96 g, 5.5 mmol) in the presence of triethylamine (0.76 mL, 5.5 mmol) to provide 0.55 g of the free base of the desired product. This material was
20 combined with methanol (~20 mL), warmed, allowed to cool to ambient temperature and

then filtered to remove some insoluble material. The filtrate was reduced to a volume of ~10 mL and then combined with 1N hydrochloric acid (3 mL). Diethyl ether (15 mL) was added and then the mixture was concentrated under reduced pressure. The resulting residue was slurried with isopropyl alcohol to provide a white solid which was isolated by filtration and then dried to provide 0.46 g of *N*-[4-(4-amino-2-methyl-6,7,8,9-tetrahydro-1*H*-imidazo[4,5-*c*]quinolin-1-yl)butyl]methanesulfonamide hydrochloride, m.p. >250°C. Analysis: Calculated for C₁₆H₂₅N₅O₂S · 1.00 HCl · 1.00 H₂O: %C, 47.34; %H, 6.95; %N, 17.25; Found: %C, 47.40; %H, 6.49; %N, 17.22.

10

Example 33

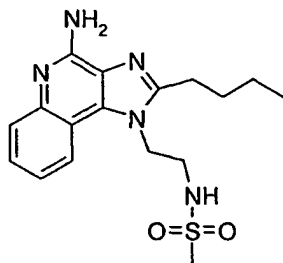
N-[2-(4-amino-2-butyl-1*H*-imidazo[4,5-*c*]quinolin-1-yl)ethyl]-4-methylbenzenesulfonamide



Triethylamine (1.1 g, 15.9 mmol) was added to a cooled (0°C) solution of 1-(2-aminoethyl)-2-butyl-1*H*-imidazo[4,5-*c*]quinolin-4-amine (3.0 g, 10.6 mmol) in 1-methyl-2-pyrrolidinone (100 mL). A solution of tosyl chloride (2.11 g, 11.1 mmol) in 1-methyl-2-pyrrolidinone (20 mL) was slowly added in a dropwise fashion. The reaction was allowed to warm to ambient temperature and was maintained overnight. The reaction was poured into water (1500 mL) and adjusted to pH 9. A white precipitate was isolated by filtration and then recrystallized from acetonitrile (60 mL) to provide 3.9 g of *N*-[2-(4-amino-2-butyl-1*H*-imidazo[4,5-*c*]quinolin-1-yl)ethyl]-4-methylbenzenesulfonamide, m.p. 187.0-188.0°C. Analysis: Calculated for C₂₃H₂₇N₅O₂S · 0.3 H₂O: %C, 62.29; %H, 6.28; %N, 15.79; Found: %C, 62.52; %H, 6.36; %N, 15.88.

Example 34

N-[2-(4-amino-2-butyl-1*H*-imidazo[4,5-*c*]quinolin-1-yl)ethyl]methanesulfonamide

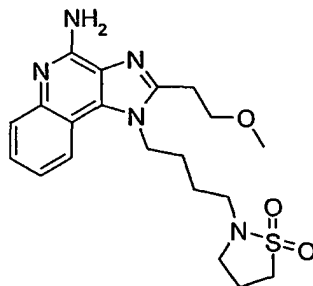


Methanesulfonyl chloride (1.27 g, 11.1 mmol) was slowly added to a solution of 1-
 5 (2-aminoethyl)-2-butyl-1*H*-imidazo[4,5-*c*]quinolin-4-amine (3.0 g, 10.6 mmol) in pyridine
 (60 mL). The reaction was maintained at ambient temperature overnight and then it was
 concentrated to dryness. The residue was combined with warm dichloroethane and water
 and then filtered to provide an off white solid. The dichloroethane layer was concentrated
 to provide an off white solid. The two solids were combined and then recrystallized from
 10 *N,N*-dimethylformamide to provide 1.1 g of *N*-[2-(4-amino-2-butyl-1*H*-imidazo[4,5-
c]quinolin-1-yl)ethyl]methanesulfonamide as a white solid, m.p. 210.0-211.0°C. Analysis:
 Calculated for C₁₇H₂₃N₅O₂S: %C, 56.49; %H, 6.41; %N, 19.37; Found: %C, 56.45; %H,
 6.49; %N, 19.50.

15

Example 35

1-[4-(1,1-dioxidoisothiazolidin-2-yl)butyl]-2-(2-methoxyethyl)-
 1*H*-imidazo[4,5-*c*]quinolin-4-amine



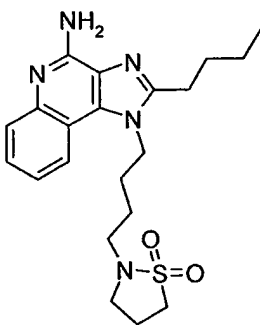
Under a nitrogen atmosphere, 1-(4-aminobutyl)-2-(2-methoxyethyl)-1*H*-
 20 imidazo[4,5-*c*]quinolin-4-amine (500 mg, 1.6 mmol) was dissolved in dichloromethane (5
 mL) and triethylamine (0.33 mL, 2.4 mmol). 3-Chloropropylsulfonyl chloride (0.19 mL,
 1.6 mmol) was added dropwise and the reaction was stirred for 2 hours. The solvent was

removed *in vacuo*. The residue was dissolved in N,N-dimethylformamide (5 mL) and 1,8-diazabicyclo[5.4.0]undec-7-ene (0.48 mL, 3.2 mmol) was added. The reaction was stirred for 72 hours and then poured into water and extracted with dichloromethane. The organic layer was washed with water followed by brine; dried (Na₂SO₄); decanted and evaporated to yield crude product as a brown oil. Purification involved flash column chromatography (silica gel, gradient elution with methanol /dichloromethane 100:0 to 94:6) followed by recrystallization from acetonitrile to provide 289 mg of 1-[4-(1,1-dioxidoisothiazolidin-2-yl)butyl]-2-(2-methoxyethyl)-1*H*-imidazo[4,5-*c*]quinolin-4-amine as a yellow crystalline solid, m.p. 156.4-157.7 °C.

¹H-NMR (500MHz, DMSO-*d*₆) δ 8.04 (d, J = 7.4 Hz, 1H), 7.62 (dd, J = 8.3, 1.2 Hz, 1H); 7.42 (ddd, J = 8.2, 7.0, 1.2 Hz, 1H), 7.26 (ddd, J = 8.2, 7.0, 1.2 Hz, 1H), 6.48 (bs, 2H), 4.54 (t, J = 7.6 Hz, 2H), 3.84 (t, J = 6.7 Hz, 2H), 3.29 (s, 3H), 3.22-3.12 (m, 6H), 2.93 (t, J = 6.6 Hz, 2H), 2.23-2.13 (m, 2H), 1.90-1.65 (m, 4H);
¹³C-NMR (125MHz, DMSO-*d*₆) δ 151.6, 150.6, 144.8, 132.2, 126.5, 126.3, 121.2, 120.0, 114.7, 70.2, 58.1, 46.5, 46.1, 44.5, 43.6, 27.1, 24.1, 18.3;
Anal calcd for C₂₀H₂₇N₅O₃S: %C, 57.53; %H, 6.52; %N, 16.77; %S, 7.68. Found: %C, 57.52; %H, 6.67; %N, 16.88; %S, 7.71.

Example 36

20 2-butyl-1-[4-(1,1-dioxidoisothiazolidin-2-yl)butyl]-
1*H*-imidazo[4,5-*c*]quinolin-4-amine



Using the general method of Example 35 except that 1-methyl-2-pyrrolidinone was used in place of dichloromethane, 1-(4-aminobutyl)-2-butyl-1*H*-imidazo[4,5-*c*]quinolin-4-amine (5.0 g, 16.0 mmol) was reacted with 3-chloropropanesulfonyl chloride (2.83 g, 16.0

25

mmol) to provide 0.75 g of 2-butyl-1-[4-(1,1-dioxidoisothiazolidin-2-yl)butyl]-1H-imidazo[4,5-c]quinolin-4-amine as a white solid, m.p. 173.0-176.0°C.

¹H-NMR (300 MHz, DMSO-d₆) δ 8.30 (d, J = 8.1 Hz, 1H), 7.62 (d, J = 8.2 Hz, 1H), 7.41 (t, J = 7.6 Hz, 1H), 7.26 (t, J = 8.0 Hz, 1H), 6.48 (bs, 2H), 4.51 (t, J = 7.5 Hz, 2H), 3.18-3.11 (m, 4H), 2.96-2.89 (m, 4H), 2.22-2.12 (m, 2H), 1.92-1.63 (m, 6H), 1.45 (sextet, J = 7.4 Hz, 2H), 0.96 (t, J = 7.3 Hz, 3H);

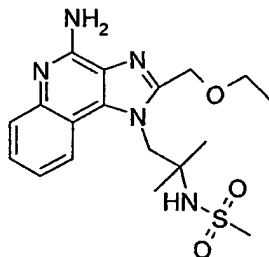
¹³C-NMR (75 MHz, DMSO-d₆) δ 153.0, 151.7, 144.7, 132.2, 126.4, 126.2, 121.1, 120.0, 114.7, 46.5, 46.1, 44.3, 43.6, 29.7, 27.1, 26.1, 24.1, 22.0, 18.3, 13.8;

MS (CI) m/e 416.2124 (416.2120 calcd for C₂₁H₃₀N₅O₂S, M+H);

Anal calcd for C₂₁H₂₉N₅O₂S: %C, 60.70; %H, 7.03; %N, 16.85; %S, 7.72. Found: %C, 60.67; %H, 6.94; %N, 17.02; %S, 7.42.

Example 37

N-{2-[4-amino-2-(ethoxymethyl)-1H-imidazo[4,5-c]quinolin-1-yl]-1,1-dimethylethyl}methanesulfonamide



Part A

A stirred solution of 4-chloro-3-nitroquinoline (17.3 g, 83.2 mmol) in 200 mL of anhydrous CH₂Cl₂, under N₂, was treated with triethylamine (23.2 mL, 166.4 mmol) and 1,2-diamino-2-methylpropane (9.57 mL, 91.5 mmol). After stirring overnight, the reaction mixture was diluted with 800 mL of CHCl₃, washed with H₂O (3 X 300 mL) and brine (300 mL). The organic portion was dried over Na₂SO₄ and concentrated to give 2-methyl-*N*¹-(3-nitroquinolin-4-yl)propane-1,2-diamine (21.0 g) as a bright yellow solid.

Part B

A solution of 2-methyl-*N*¹-(3-nitroquinolin-4-yl)propane-1,2-diamine (2.60 g, 10.0 mmol) in 50 mL of THF, under N₂, was cooled to 0 °C and treated with 10 mL of 1N NaOH solution. Di-*tert*-butyl dicarbonate (2.18 g, 10.0 mmol) was then added to the

rapidly stirred solution. The reaction mixture was then allowed to warm to ambient temperature and was stirred overnight. An additional 400 mg of di-*tert*-butyl dicarbonate was added and stirring was continued for 3 d. The reaction was then treated with ethyl acetate (200 mL) and washed with H₂O (2X) and brine. The organic portion was dried
5 over Na₂SO₄ and concentrated to give a yellow solid that was titrated with 10% EtOAc/hexanes. The solid was isolated by filtration and dried under vacuum overnight to give *tert*-butyl 1,1-dimethyl-2-[(3-nitroquinolin-4-yl)amino]ethylcarbamate (2.80 g) as a yellow powder.

Part C

10 A solution of *tert*-butyl 1,1-dimethyl-2-[(3-nitroquinolin-4-yl)amino]ethylcarbamate (3.50 g, 9.72 mmol), in 150 mL of toluene was treated with 0.3 g of 5% Pt on carbon and shaken under H₂ (3 atm, 3 Kg/cm²) for 6 h. The solution was then filtered through a Celite pad and concentrated to give 3.04 g of crude *tert*-butyl 2-[(3-aminoquinolin-4-yl)-1,1-dimethylethylcarbamate as a light orange foam.

15 Part D

A solution of *tert*-butyl 2-[(3-aminoquinolin-4-yl)-1,1-dimethylethylcarbamate (3.04 g, 9.21 mmol) in 50 mL of CH₂Cl₂ was cooled to 0 °C and treated with triethylamine (1.41 mL, 10.13 mmol) and ethoxyacetyl chloride (1.02 mL, 10.17 mmol). After 2 h, the reaction mixture was concentrated under reduced pressure. The resulting syrup was taken
20 up in 100 mL of EtOH and treated with 4.5 mL of triethylamine. The solution was heated to reflux overnight. The reaction mixture was concentrated and taken up in 100 mL of CH₂Cl₂ and washed with H₂O (2X) and brine. The organic portion was dried over Na₂SO₄ and concentrated. The resulting syrup was purified by column chromatography (SiO₂, 80% EtOAc/hexanes) to give *tert*-butyl 2-[2-(ethoxymethyl)-1*H*-imidazo[4,5-*c*]quinolin-1-yl]-
25 1,1-dimethylethylcarbamate (1.57 g) as a peach colored foam.

Part E

A solution of *tert*-butyl 2-[2-(ethoxymethyl)-1*H*-imidazo[4,5-*c*]quinolin-1-yl]-1,1-dimethylethylcarbamate (1.57 g, 3.94 mmol) in 30 mL of CH₂Cl₂ was treated with 3-chloroperoxybenzoic acid (77%, 1.01 g, 4.57 mmol). After stirring for 2 h, the reaction
30 mixture was treated with 30 mL of additional CH₂Cl₂ and was washed with 1% Na₂CO₃ solution (2 X 30 mL), H₂O and brine. The organic portion was then dried over Na₂SO₄ and

concentrated to give *tert*-butyl 2-[2-(2-(ethoxymethyl)-5-oxido-1*H*-imidazo[4,5-*c*]quinolin-1-yl)-1,1-dimethylethylcarbamate (1.58 g) as a light brown foam.

Part F

A solution of *tert*-butyl 2-[2-(2-(ethoxymethyl)-5-oxido-1*H*-imidazo[4,5-*c*]quinolin-1-yl)-1,1-dimethylethylcarbamate (1.57 g, 3.79 mmol) in 20 mL of 1,2-dichloroethane was heated to 70 °C and treated with 2 mL of concentrated NH₄OH solution. To the rapidly stirred solution was added solid *p*-toluenesulfonyl chloride (795 mg, 4.17 mmol). The reaction mixture was then sealed in a pressure vessel and heating was continued for 2 h. The reaction mixture was then cooled and treated with 50 mL of CHCl₃. The reaction mixture was then washed with H₂O, 1% Na₂CO₃ solution (3X) and brine. The organic portion was dried over Na₂SO₄ and concentrated to give the product as a light brown oil. The resulting oil was purified by column chromatography (SiO₂, 2-5% MeOH/CHCl₃) to give *tert*-butyl 2-[4-amino-2-(ethoxymethyl)-1*H*-imidazo[4,5-*c*]quinolin-1-yl]-1,1-dimethylethylcarbamate (1.26 g) as a light yellow foam.

Part G

Tert-butyl 2-[4-amino-2-(ethoxymethyl)-1*H*-imidazo[4,5-*c*]quinolin-1-yl]-1,1-dimethylethylcarbamate (1.26 g, 3.05 mmol) was dissolved in 10 mL of EtOH and treated with 10 mL of 2 M HCl in EtOH. After heating at reflux for 2 h, the reaction mixture was cooled and concentrated under reduced pressure. The resulting yellow solid was dissolved in 50 mL of H₂O and extracted with CHCl₃ (20 mL). The organic layer was discarded and the aqueous portion was made basic (pH ~ 12) by addition of concentrated NH₄OH solution. This was then extracted with CHCl₃ (4 x 20 mL) and the combined organic portions were dried with Na₂SO₄ and concentrated to give 1-(2-amino-2-methylpropyl)-2-(ethoxymethyl)-1*H*-imidazo[4,5-*c*]quinoline-4-amine (808 mg) as a light brown powder.

m. p. 161.0-162.0 °C;

MS *m/z* 314 (M + H);

¹H NMR (300 MHz, d₆-DMSO) δ 8.30 (d, J = 7.7 Hz, 1H), 7.59 (dd, J = 1.2, 8.3 Hz, 1H), 7.40 (ddd, J = 1.0, 7.2, 8.1 Hz, 1H), 7.21 (ddd, J = 1.2, 7.0, 8.2 Hz, 1H), 6.57 (s, 2H), 4.94 (br s, 2H), 4.61 (br s, 2H), 3.52 (q, J = 7.0 Hz, 2H), 1.61 (s, 2H), 1.31 (t, J = 7.0 Hz, 3H), 1.07 (s, 6H);

¹³C NMR (75 MHz, d₆-DMSO) δ 152.4, 151.1, 145.7, 134.3, 126.8, 126.7, 121.7, 120.8, 115.7, 65.6, 65.2, 55.8, 52.5, 29.2, 15.4.

Anal. Calcd for $C_{17}H_{23}N_5O$: %C, 65.15; %H, 7.40; %N, 22.35. Found: %C, 65.04; %H, 7.52; %N, 22.07.

Part H

1-(2-Amino-2-methylpropyl)-2-(ethoxymethyl)-1*H*-imidazo[4,5-*c*]quinoline-4-
5 amine (111 mg, 0.355 mmol) was dissolved in 5 mL of anhydrous CH_2Cl_2 and cooled to 0
°C under N_2 . To the stirred solution were added Et_3N (99 μ L, 0.71 mmol) and
methanesulfonyl chloride (28 μ L, 0.36 mmol) and the reaction was allowed to warm to
ambient temperature overnight. The reaction mixture was then quenched by addition of
saturated $NaHCO_3$ solution (5 mL). The organic layer was separated and washed with
10 H_2O (2 X 5 mL) and brine, dried over Na_2SO_4 and concentrated under reduced pressure to
give a tan foam. Purification by column chromatography (SiO_2 , 2.5%-5% MeOH/ $CHCl_3$)
gave *N*-{2-[4-amino-2-(ethoxymethyl)-1*H*-imidazo[4,5-*c*]quinolin-1-yl]-1,1-
dimethylethyl}methanesulfonamide (75 mg) as a white foam.

m.p. 105.0-110.0 °C;

15 MS m/z 392 ($M + H$)⁺;

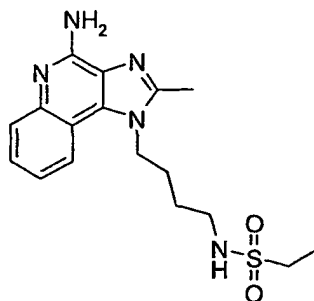
¹H NMR (300 MHz, $CDCl_3$) δ 8.06 (dd, $J = 1.0, 8.3$ Hz, 1H), 7.79 (dd, $J = 1.1, 8.4$ Hz,
1H), 7.51 (ddd, $J = 1.3, 7.0, 8.4$ Hz, 1H), 7.31 (ddd, $J = 1.3, 7.0, 8.3$ Hz, 1H), 5.90 (br s,
1H), 5.51 (br s, 2H), 4.96 (s, 2H), 4.92 (br s, 2H), 3.74 (q, $J = 7.0$ Hz, 2H), 3.02 (s, 3H),
1.55 (br s, 6H), 1.29 (t, $J = 7.0$ Hz, 3H);

20 ¹³C NMR (75 MHz, $CDCl_3$) δ 152.0, 150.8, 145.5, 135.2, 127.8, 127.6, 127.2, 122.2,
120.6, 116.0, 67.2, 65.4, 58.4, 55.8, 45.3, 26.6, 15.3.

Anal. Calcd for $C_{18}H_{25}N_5O_3S \cdot 0.75H_2O$: C, 53.38; %H, 6.60; %N, 17.29. Found: %C,
53.49; %H, 6.23; %N, 16.93.

Example 38

N-[4-(4-amino-2-methyl-1*H*-imidazo[4,5-*c*]quinolin-1-yl)butyl]ethanesulfonamide

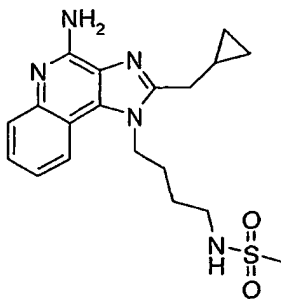


Using the general method of Example 1, 1-(4-aminobutyl)-2-methyl-1*H*-
5 imidazo[4,5-*c*]quinolin-4-amine (1.00 g, 3.7 mmol) was reacted with ethanesulfonyl
chloride (2.11 mL, 22.3 mmol) to provide 85 mg of *N*-[4-(4-amino-2-methyl-1*H*-
imidazo[4,5-*c*]quinolin-1-yl)butyl]ethanesulfonamide as an off-white solid, m.p. 210.7-
211.6°C.

10

Example 39

N-{4-[4-amino-2-(cyclopropylmethyl)-1*H*-imidazo[4,5-*c*]quinolin-1-
yl]butyl}methanesulfonamide



15

Using the general method of Example 38 Part B except that chloroform was used
instead of dichloromethane, 1-(4-aminobutyl)-2-(cyclopropylmethyl)-1*H*-imidazo[4,5-
c]quinolin-4-amine (1.00 g, 3.2 mmol) was reacted with methanesulfonic anhydride (1.29
g, 7.4 mmol) to provide 0.42 g of *N*-{4-[4-amino-2-(cyclopropylmethyl)-1*H*-imidazo[4,5-
c]quinolin-1-yl]butyl}methanesulfonamide as a brown solid, m.p. 199.7-200.7°C.

20

CYTOKINE INDUCTION IN HUMAN CELLS

An in vitro human blood cell system was used to assess cytokine induction by compounds of the invention. Activity is based on the measurement of interferon and tumor necrosis factor (α) (IFN and TNF, respectively) secreted into culture media as described by Testerman et. al. In "Cytokine Induction by the Immunomodulators Imiquimod and S-27609", Journal of Leukocyte Biology, **58**, 365-372 (September, 1995).

Blood Cell Preparation for Culture

Whole blood is collected by venipuncture into EDTA vacutainer tubes from healthy human donors. Peripheral blood mononuclear cells (PBMCs) are separated from whole blood by density gradient centrifugation using Histopaque®-1077 (Sigma Chemicals, St. Louis, MO). The PBMCs are suspended at $3-4 \times 10^6$ cells/mL in RPMI 1640 medium containing 10 % fetal bovine serum, 2 mM L-glutamine and 1% penicillin/streptomycin solution (RPMI complete). The PBMC suspension is added to 48 well flat bottom sterile tissue culture plates (Costar, Cambridge, MA or Becton Dickinson Labware, Lincoln Park, NJ) containing an equal volume of RPMI complete media containing test compound.

Compound Preparation

The compounds are solubilized in dimethyl sulfoxide (DMSO). The DMSO concentration should not exceed a final concentration of 1% for addition to the culture wells.

Incubation

The solution of test compound is added at 60 μ M to the first well containing RPMI complete and serial (three fold or ten fold) dilutions are made. The PBMC suspension is then added to the wells in an equal volume, bringing the test compound concentrations to the desired range. The final concentration of PBMC suspension is $1.5-2 \times 10^6$ cells/mL. The plates are covered with sterile plastic lids, mixed gently and then incubated for 18 to 24 hours at 37°C in a 5% carbon dioxide atmosphere.

Separation

Following incubation the plates are centrifuged for 5-10 minutes at 1000 rpm (~200 x g) at 4°C. The cell culture supernatant is removed with a sterile polypropylene pipet and transferred to sterile polypropylene tubes. Samples are maintained at -30 to -70°C until analysis. The samples are analyzed for interferon (α) and tumor necrosis factor (α) by ELISA

Interferon (α) and Tumor Necrosis Factor (α) Analysis by ELISA

Interferon (α) concentration is determined by ELISA using a Human Multi-Species kit from PBL Biomedical Laboratories, New Brunswick, NJ.

Tumor necrosis factor (α) (TNF) concentration is determined using ELISA kits available from Genzyme, Cambridge, MA; R&D Systems, Minneapolis, MN; or Pharmingen, San Diego, CA.

The table below lists the lowest concentration found to induce interferon and the lowest concentration found to induce tumor necrosis factor for each compound. A “***” indicates that no induction was seen at any of the tested concentrations (0.12, 0.37, 1.11, 3.33, 10 and 30 μ M). A “****” indicates that no induction was seen at any of the tested concentrations (0.0001, 0.001, 0.01, 0.1, 1 and 10 μ M).

Cytokine Induction in Human Cells		
Example Number	Lowest Effective Concentration (μ M)	
	Interferon	Tumor Necrosis Factor
1	0.12	1.11
2	0.37	1.11
3	1.11	1.11
4	0.04	1.11
5	0.01	0.12
6	0.37	0.04
7	0.04	0.37
8	0.01	1.11
9	0.37	3.33

Cytokine Induction in Human Cells		
Example Number	Lowest Effective Concentration (μM)	
	Interferon	Tumor Necrosis Factor
10	0.12	1.11
11	0.01	0.01
12	0.01	0.01
13	0.01	0.01
14	3.33	**
15	1.11	3.33
16	0.01	0.01
17	0.12	0.01
18	0.01	1.11
19	0.01	0.12
20	0.12	10
21	0.37	1.11
22	0.04	0.12
23	0.01	1.11
24	0.12	3.33
25	0.01	0.04
26	1.11	3.33
27	0.37	10
28	0.01	10
29	0.01	0.37
30	**	10
31	**	10
32	0.12	**
33	1.11	1.11
34	0.01	0.04
36	0.01	0.12
37	0.04	0.12

The present invention has been described with reference to several embodiments thereof. The foregoing detailed description and examples have been provided for clarity of understanding only, and no unnecessary limitations are to be understood therefrom. It will be apparent to those skilled in the art that many changes can be made to the described
5 embodiments without departing from the spirit and scope of the invention. Thus, the scope of the invention should not be limited to the exact details of the compositions and structures described herein, but rather by the language of the claims that follow.

WHAT IS CLAIMED IS:

1. *N*-[4-(4-amino-2-ethyl-1*H*-imidazo[4,5-*c*]quinolin-1-yl)butyl]methanesulfonamide,
or a pharmaceutically acceptable salt thereof.
5
2. A pharmaceutical composition comprising a therapeutically effective amount of a
compound or salt of claim 1 and a pharmaceutically acceptable carrier.
3. A method of inducing cytokine biosynthesis in an animal comprising administering
10 an effective amount of a compound or salt of claim 1 to the animal.
4. A method of treating a viral disease in an animal comprising administering a
therapeutically effective amount of a compound or salt of claim 1 to the animal.
- 15 5. A method of treating a neoplastic disease in an animal comprising administering a
therapeutically effective amount of a compound or salt of claim 1 to the animal.